

**You can  
help us  
grow!**

[www.realestate-lidl.co.uk](http://www.realestate-lidl.co.uk)



**Updated Spring 2025**

# What we'd like from you...

We're looking for **great quality locations for our new stores**, to help us continue our phenomenal growth.

Standalone store



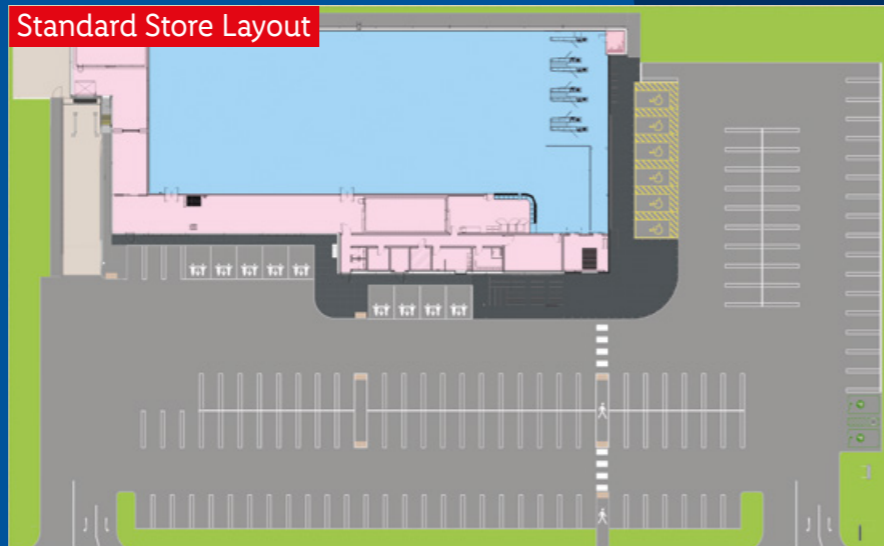
Mixed-use



Retail parks



Standard Store Layout



Shopping centres (London & M25)



High Street (London & M25)



Metropolitan store (London & M25)

- Sales Area 1,516 sqm
- Ancillary 669 sqm
- Gross Internal Area 2,185 sqm

## National Site Requirements

Lidl has ambitious plans to open hundreds of new stores across Great Britain. This means we are looking to acquire sites that meet our standard store format requirements.

- ◆ Prominent locations with **easy access** and **strong pedestrian or traffic flow**.
- ◆ Freehold, leasehold or long leasehold opportunities.
- ◆ Unit sizes between **18,000 and 26,500 sq ft** and **100+ dedicated** car parking spaces.
- ◆ **1.5+ acres** for standalone stores or **up to 4 acres** for mixed-use schemes.
- ◆ Town centre or edge of centre and retail parks.



## London & M25 Site Requirements

Lidl trades over 120 stores in London and within the M25 with requirements for 100+ more stores, meaning we'll continue to be flexible on our store format.

- ◆ Approx. **0.8+ acres** for standalone stores or **up to 4 acres** for mixed-use schemes.
- ◆ With or without car parking and in close proximity to **key public transport links**.
- ◆ As well as standalone stores we're looking for opportunities in:
  - Shopping centres
  - High streets
  - Mixed-use
  - Retail parks

# What you can expect from us...

A competitive **finder's fee** structure  
for new site introductions.

Response  
within  
**7 days**



**1.5%\***  
for freeholds

**10%\***  
of **Year 1** rent  
for leaseholds

\* for a previously unknown site

## Our regions at a glance

- 1 Scotland
- 2 North East England | Cumbria
- 3 Yorkshire | Humberside
- 4 Greater Manchester | East Lancs | Calderdale | High Peak
- 5 North Wales | Lancashire | Merseyside | Cheshire West
- 6 Nottinghamshire | Derbyshire | Shropshire | Staffordshire | Cheshire East
- 7 South-Mid Wales
- 8 Central England
- 9 East England
- 10 Bristol | Gloucestershire | Wiltshire | North & East Somerset | Mendips
- 11 Northern Home Counties
- 12 London North West
- 13 London North East
- 14 London South
- 15 South and West Somerset | Devon | Cornwall
- 16 Central South England
- 17 Kent | East Sussex | East Surrey



For portfolio transactions contact:  
Corporate Acquisitions  
corporate.acquisitions@lidl.co.uk  
020 4530 1180

Explore the  
interactive  
version of  
brochure



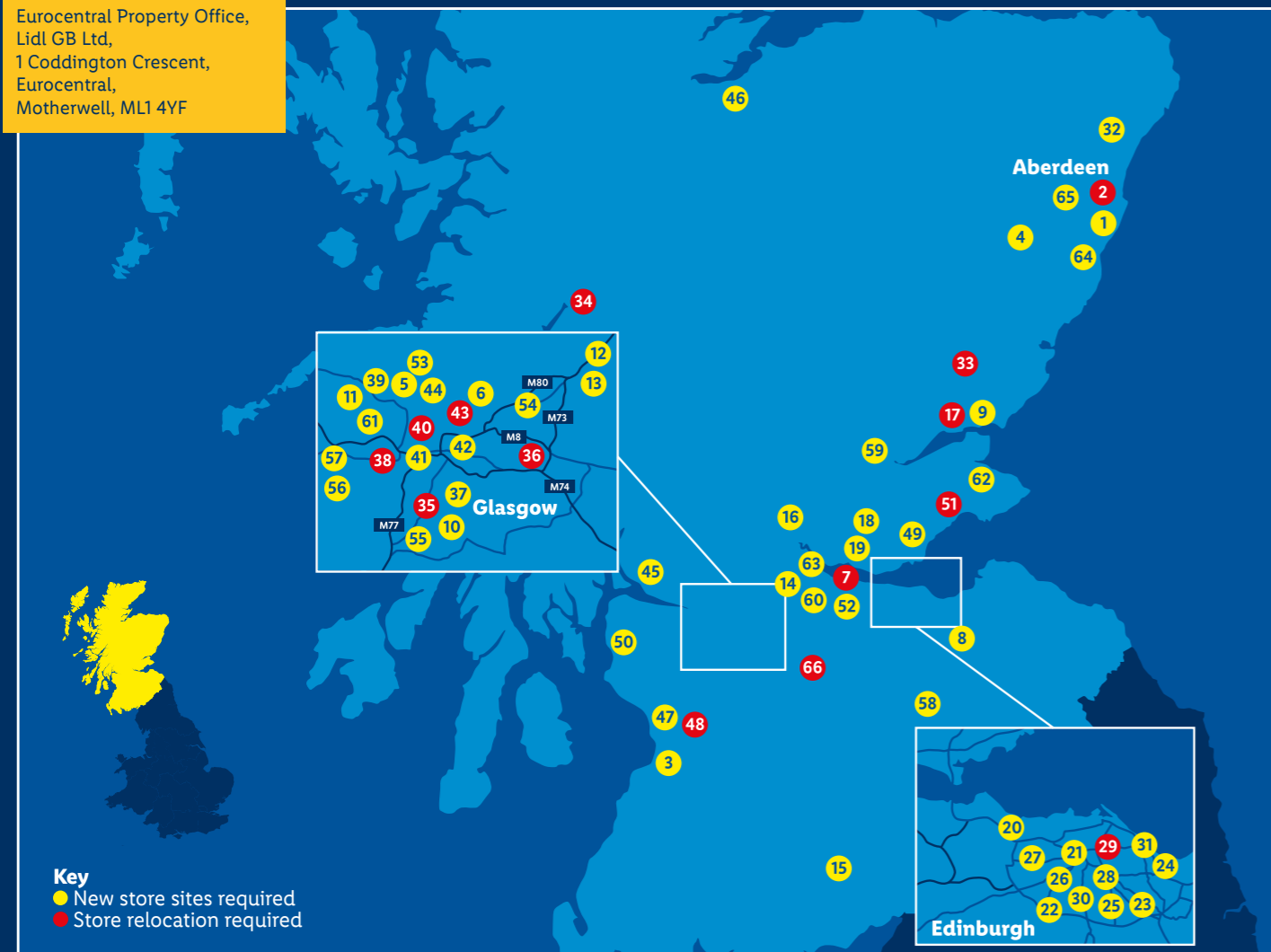




**Ross Jackson**  
01698 681640  
ross.jackson@lidl.co.uk

Eurocentral Property Office,  
Lidl GB Ltd,  
1 Coddington Crescent,  
Eurocentral,  
Motherwell, ML1 4YF

# 1 Our site requirements in Scotland



**Key**  
● New store sites required  
● Store relocation required

- 1. Aberdeen – Garthdee
- 2. Aberdeen – Mastrick (rel)
- 3. Ayr South
- 4. Banchory
- 5. Bearsden
- 6. Bishopbriggs
- 7. Bo'ness (rel)
- 8. Bonnyrigg
- 9. Broughty Ferry
- 10. Clarkston
- 11. Clydebank – North
- 12. Cumbernauld – North
- 13. Cumbernauld – South
- 14. Denny – Falkirk
- 15. Dumfries
- 16. Dunblane
- 17. Dundee – City Centre (rel)
- 18. Dunfermline – North
- 19. Dunfermline – South
- 20. Edinburgh – Barnnton / Davidson Mains
- 21. Edinburgh – City Centre
- 22. Edinburgh – Colinton / Currie
- 23. Edinburgh – Gilmerton
- 24. Edinburgh – Jewel / Newcraighall
- 25. Edinburgh – Liberton
- 26. Edinburgh – Morningside
- 27. Edinburgh – Murrayfield
- 28. Edinburgh – Newington / Mayfield
- 29. Edinburgh – Nicolson St. (rel)
- 30. Edinburgh – Oxcgangs
- 31. Edinburgh – Portobello
- 32. Ellon
- 33. Forfar (rel)
- 34. Fort William (rel)
- 35. Giffnock (rel)
- 36. Glasgow – Baillieston (rel)
- 37. Glasgow – Cathcart
- 38. Glasgow – Crookston (rel)
- 39. Glasgow – Drumchapel
- 40. Glasgow – Govan (rel)
- 41. Glasgow – Ibrox
- 42. Glasgow – Merchant City
- 43. Glasgow – Springburn (rel)
- 44. Glasgow – Summerston
- 45. Helensburgh
- 46. Inverness – South
- 47. Irvine
- 48. Kilmarnock (rel)
- 49. Kirkcaldy – North / East
- 50. Largs
- 51. Leven (rel)
- 52. Linlithgow
- 53. Milngavie
- 54. Moodiesburn
- 55. Newton Mearns
- 56. Paisley – South
- 57. Paisley – West
- 58. Peebles
- 59. Perth – North
- 60. Polmont – Falkirk East
- 61. Renfrew
- 62. St Andrews
- 63. Stenhousemuir
- 64. Stonehaven
- 65. Westhill
- 66. Wishaw (rel)

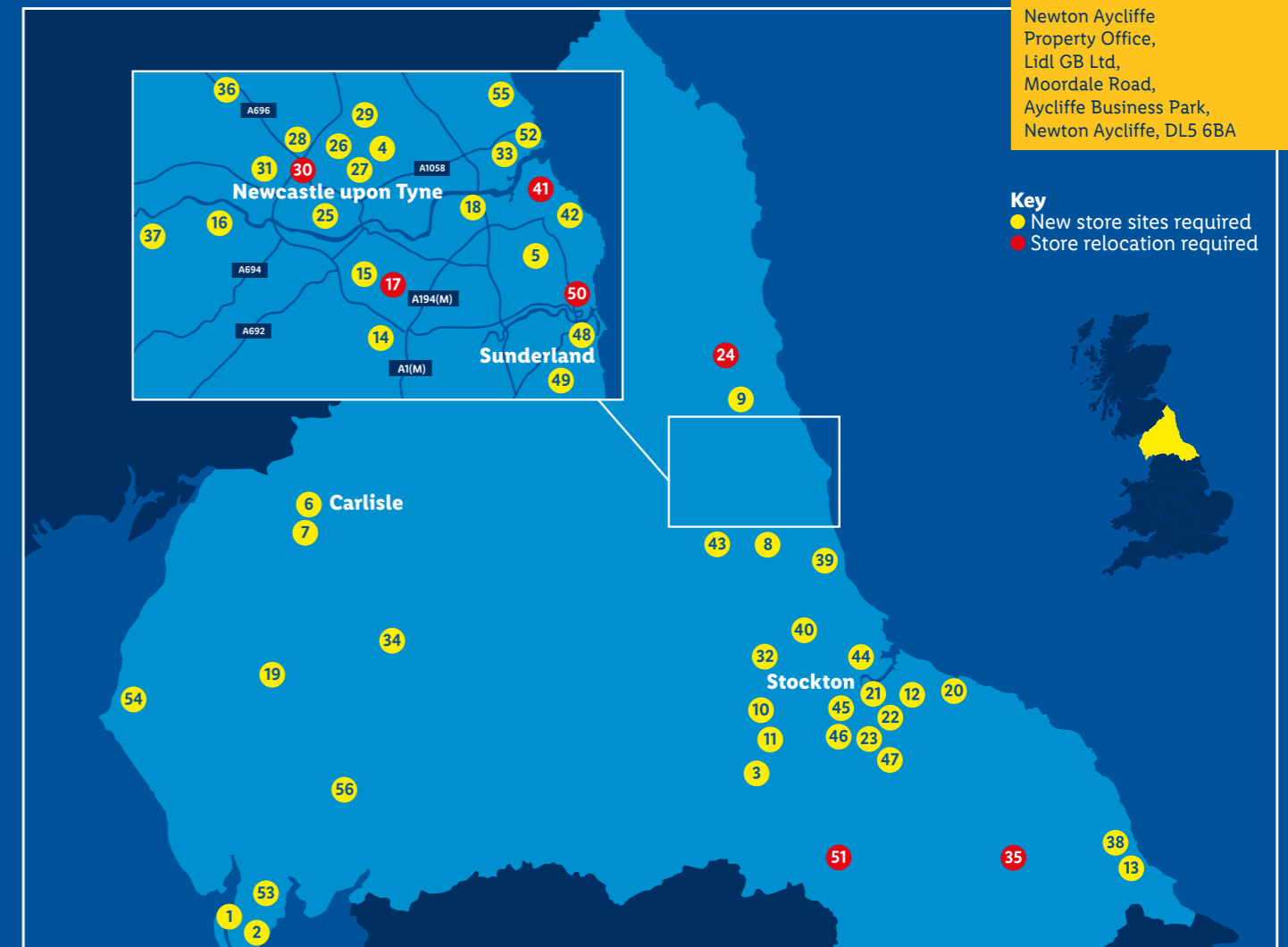
(rel) = relocation

# 2 Our site requirements in North East England | Cumbria



**David Murphy**  
01325 324092  
david.murphy@lidl.co.uk

Newton Aycliffe  
Property Office,  
Lidl GB Ltd,  
Moordale Road,  
Aycliffe Business Park,  
Newton Aycliffe, DL5 6BA



**Key**  
● New store sites required  
● Store relocation required

- 1. Barrow – North
- 2. Barrow – South
- 3. Bedale
- 4. Benton
- 5. Boldon
- 6. Carlisle – North
- 7. Carlisle – West
- 8. Chester-le-Street
- 9. Cramlington
- 10. Darlington – North
- 11. Darlington – South
- 12. Eston
- 13. Filey
- 14. Gateshead – Birtley
- 15. Gateshead – Low Fell
- 16. Gateshead – Ryton
- 17. Gateshead – Wrekenton (rel)
- 18. Jarrow
- 19. Keswick
- 20. Marske / Saltburn
- 21. Middlesbrough – Linthorpe
- 22. Middlesbrough – Marton
- 23. Middlesbrough – South West
- 24. Morpeth (rel)
- 25. Newcastle – City Centre West
- 26. Newcastle – Gosforth / Fawdon
- 27. Newcastle – High Heaton
- 28. Newcastle – Kingston Park
- 29. Newcastle – North Gosforth
- 30. Newcastle – Slatyford (rel)
- 31. Newcastle – West Denton / Chapel Park
- 32. Newton Aycliffe
- 33. North Shields
- 34. Penrith
- 35. Pickering (rel)
- 36. Ponteland
- 37. Prudhoe
- 38. Scarborough – North
- 39. Seaham
- 40. Sedgfield
- 41. South Shields – Laygate (rel)
- 42. South Shields – Marsden
- 43. Stanley
- 44. Stockton – Billingham
- 45. Stockton – Ingleby Barwick
- 46. Stockton – Yarm
- 47. Stokesley
- 48. Sunderland – City Centre West
- 49. Sunderland – Doxford Park
- 50. Sunderland – Roker (rel)
- 51. Thirsk (rel)
- 52. Tynemouth
- 53. Ulverston
- 54. Whitehaven
- 55. Whitley Bay
- 56. Windermere

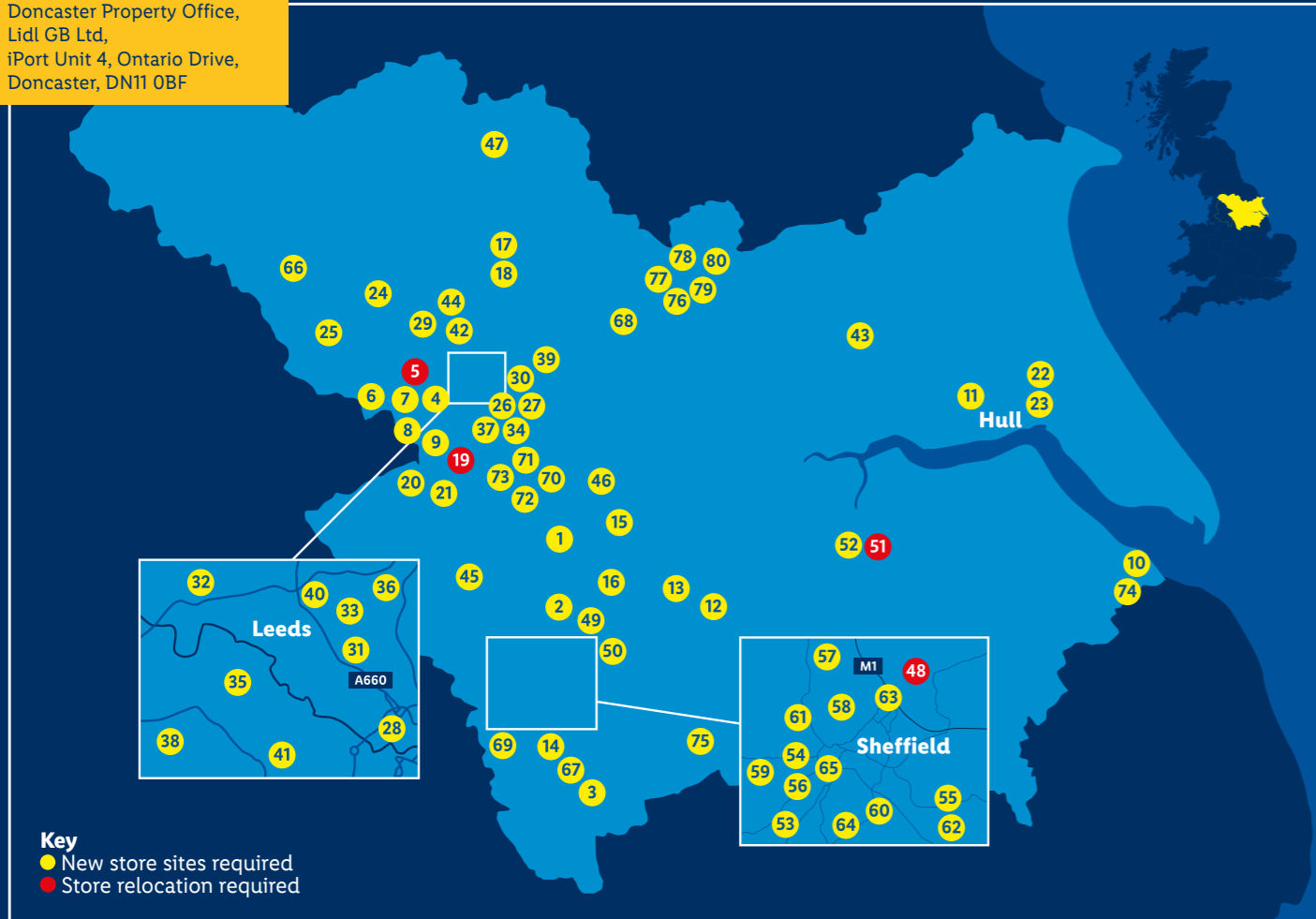
(rel) = relocation



**Liam Schofield**  
01226 337997  
liam.schofield@lidl.co.uk

Doncaster Property Office,  
Lidl GB Ltd,  
iPort Unit 4, Ontario Drive,  
Doncaster, DN11 0BF

### 3 Our site requirements in **Yorkshire | Humber**



**Key**  
● New store sites required  
● Store relocation required

- 1. Barnsley – Cudworth
- 2. Barnsley – Hoyland
- 3. Bolsover
- 4. Bradford – Dudley Hill
- 5. Bradford – Manchester Road (rel)
- 6. Bradford – Queensbury
- 7. Bradford – West Bowling
- 8. Bradford – Wyke
- 9. Cleckheaton
- 10. Cleethorpes
- 11. Cottingham
- 12. Doncaster – Bessacarr
- 13. Doncaster – Central
- 14. Dronfield
- 15. Elmsall
- 16. Goldthorpe / Thurnscoe
- 17. Harrogate – North
- 18. Harrogate – South
- 19. Heckmondwike (rel)
- 20. Huddersfield – Fartown
- 21. Huddersfield – Waterloo
- 22. Hull – Sutton
- 23. Hull – West
- 24. Ilkley
- 25. Keighley
- 26. Leeds – Beeston
- 27. Leeds – Chapeltown
- 28. Leeds – City Centre
- 29. Leeds – Guiseley
- 30. Leeds – Harehills
- 31. Leeds – Headingley
- 32. Leeds – Horsforth
- 33. Leeds – Meanwood
- 34. Leeds – Middleton
- 35. Leeds – Moorside
- 36. Leeds – Moortown
- 37. Leeds – Morley
- 38. Leeds – Pudsey
- 39. Leeds – Seacroft
- 40. Leeds – Weetwood
- 41. Leeds – Wortley
- 42. Leeds – Yeadon
- 43. Market Weighton
- 44. Otley
- 45. Penistone
- 46. Pontefract
- 47. Ripon
- 48. Rotherham – Masborough Street (rel)
- 49. Rotherham – Rawmarsh
- 50. Rotherham – Wickersley / Bramley
- 51. Scunthorpe (rel)
- 52. Scunthorpe – West
- 53. Sheffield – Beauchief
- 54. Sheffield – Broomhill
- 55. Sheffield – Crystal Peaks
- 56. Sheffield – Eccleshall Road
- 57. Sheffield – Ecclesfield
- 58. Sheffield – Fir Vale
- 59. Sheffield – Fulwood
- 60. Sheffield – Gleadless
- 61. Sheffield – Hillsborough
- 62. Sheffield – Holbrook / Mosborough
- 63. Sheffield – Meadowhall
- 64. Sheffield – Norton
- 65. Sheffield – St Mary's Gate
- 66. Skipton
- 67. Staveley
- 68. Tadcaster
- 69. Totley
- 70. Wakefield – East
- 71. Wakefield – North
- 72. Wakefield – South
- 73. Wakefield – West
- 74. Waltham / New Waltham
- 75. Worksop
- 76. York – Askham
- 77. York – Boroughbridge Road
- 78. York – Clifton
- 79. York – Fulford
- 80. York – Hull Road

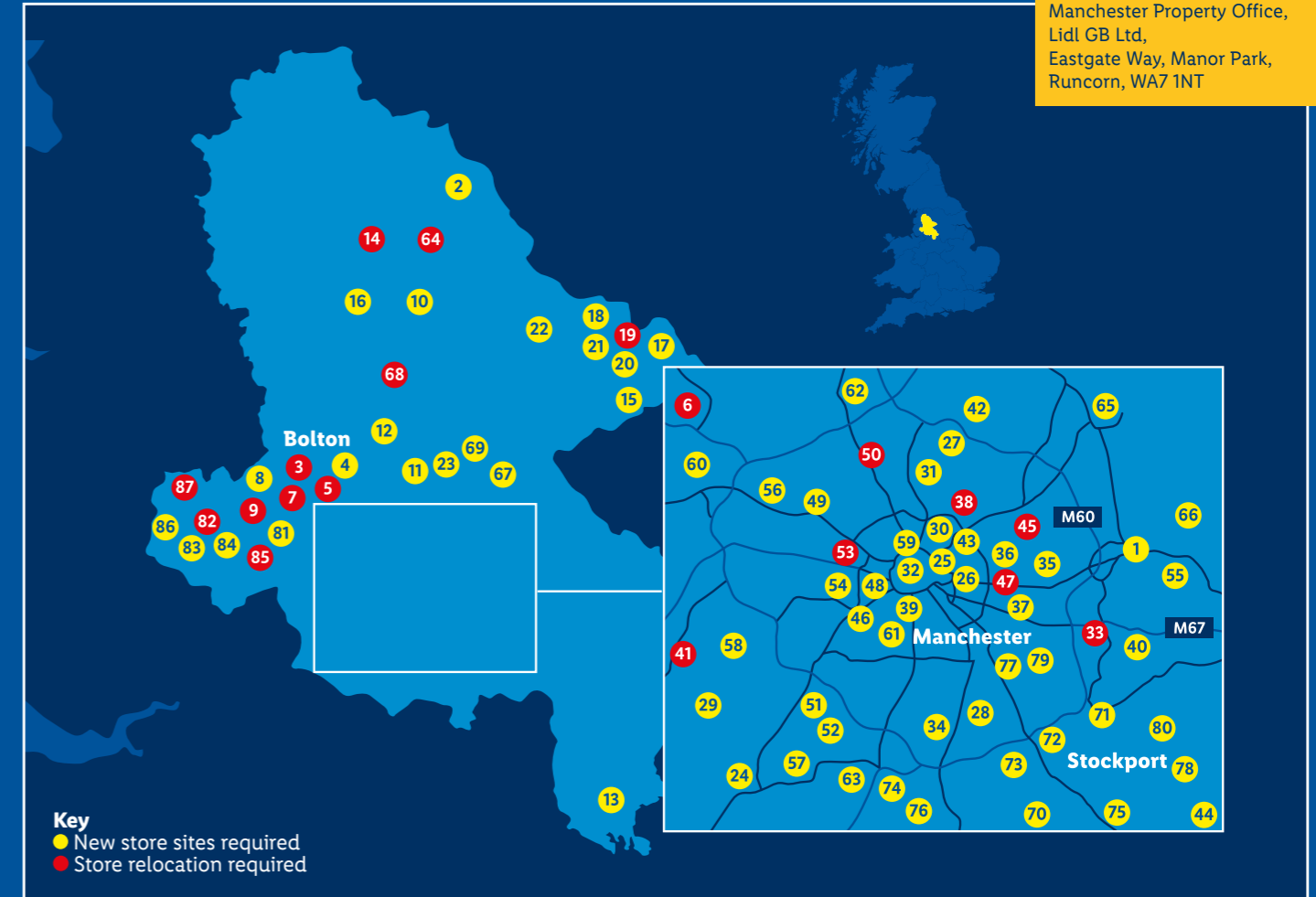
(rel) = relocation

### 4 Our site requirements in **Greater Manchester | East Lancs | Calderdale | High Peak**



**Nick Harvey**  
01928 532861  
nick.harvey@lidl.co.uk

Manchester Property Office,  
Lidl GB Ltd,  
Eastgate Way, Manor Park,  
Runcorn, WA7 1NT



**Key**  
● New store sites required  
● Store relocation required

- 1. Ashton-under-Lyne – North
- 2. Barnoldswick
- 3. Bolton – Astley Bridge (rel)
- 4. Bolton – Brightmet
- 5. Bolton – Central (rel)
- 6. Bolton – Farnworth (rel)
- 7. Bolton – Halliwell (rel)
- 8. Bolton – Horwich
- 9. Bolton – Westhoughton (rel)
- 10. Burnley – West
- 11. Bury – East
- 12. Bury – Ramsbottom
- 13. Buxton
- 14. Clitheroe (rel)
- 15. Elland
- 16. Great Harwood
- 17. Halifax – Hipperholme
- 18. Halifax – Illingworth
- 19. Halifax (rel)
- 20. Halifax – South
- 21. Halifax – West
- 22. Hebden Bridge
- 23. Heywood
- 24. Manchester – Altrincham
- 25. Manchester – Ancoats
- 26. Manchester – Ardwick
- 27. Manchester – Blackley
- 28. Manchester – Burnage
- 29. Manchester – Carrington
- 30. Manchester – Collyhurst
- 31. Manchester – Crumpsall
- 32. Manchester – Deansgate
- 33. Manchester – Denton (rel)
- 34. Manchester – Didsbury
- 35. Manchester – Droylsden
- 36. Manchester – Eastlands
- 37. Manchester – Gorton
- 38. Manchester – Harpurhey (rel)
- 39. Manchester – Hulme
- 40. Manchester – Hyde
- 41. Manchester – Irlam (rel)
- 42. Manchester – Middleton
- 43. Manchester – Miles Platting
- 44. Manchester – New Mills
- 45. Manchester – Newton Heath (rel)
- 46. Manchester – Old Trafford
- 47. Manchester – Openshaw (rel)
- 48. Manchester – Ordsall
- 49. Manchester – Pendlebury
- 50. Manchester – Prestwich (rel)
- 51. Manchester – Sale
- 52. Manchester – Sale Moor
- 53. Manchester – Salford (rel)
- 54. Manchester – Salford Quays
- 55. Manchester – Stalybridge
- 56. Manchester – Swinton
- 57. Manchester – Timperley
- 58. Manchester – Urmston/Flixton
- 59. Manchester – Victoria
- 60. Manchester – Walkden
- 61. Manchester – Whalley Range
- 62. Manchester – Whitefield
- 63. Manchester – Wythenshawe
- 64. Nelson (rel)
- 65. Oldham – East
- 66. Oldham – Mossley
- 67. Oldham – Shaw
- 68. Rawtenstall (rel)
- 69. Rochdale – South
- 70. Stockport – Bramhall
- 71. Stockport – Bredbury
- 72. Stockport – Centre
- 73. Stockport – Edgeley
- 74. Stockport – Gatley
- 75. Stockport – Hazel Grove
- 76. Stockport – Heald Green
- 77. Stockport – Heaton Chapel
- 78. Stockport – Marple
- 79. Stockport – Reddish
- 80. Stockport – Romiley
- 81. Wigan – Atherton
- 82. Wigan – Central (rel)
- 83. Wigan – Goose Green
- 84. Wigan – Hindley
- 85. Wigan – Leigh (rel)
- 86. Wigan – Orrell
- 87. Wigan – Standish (rel)

(rel) = relocation

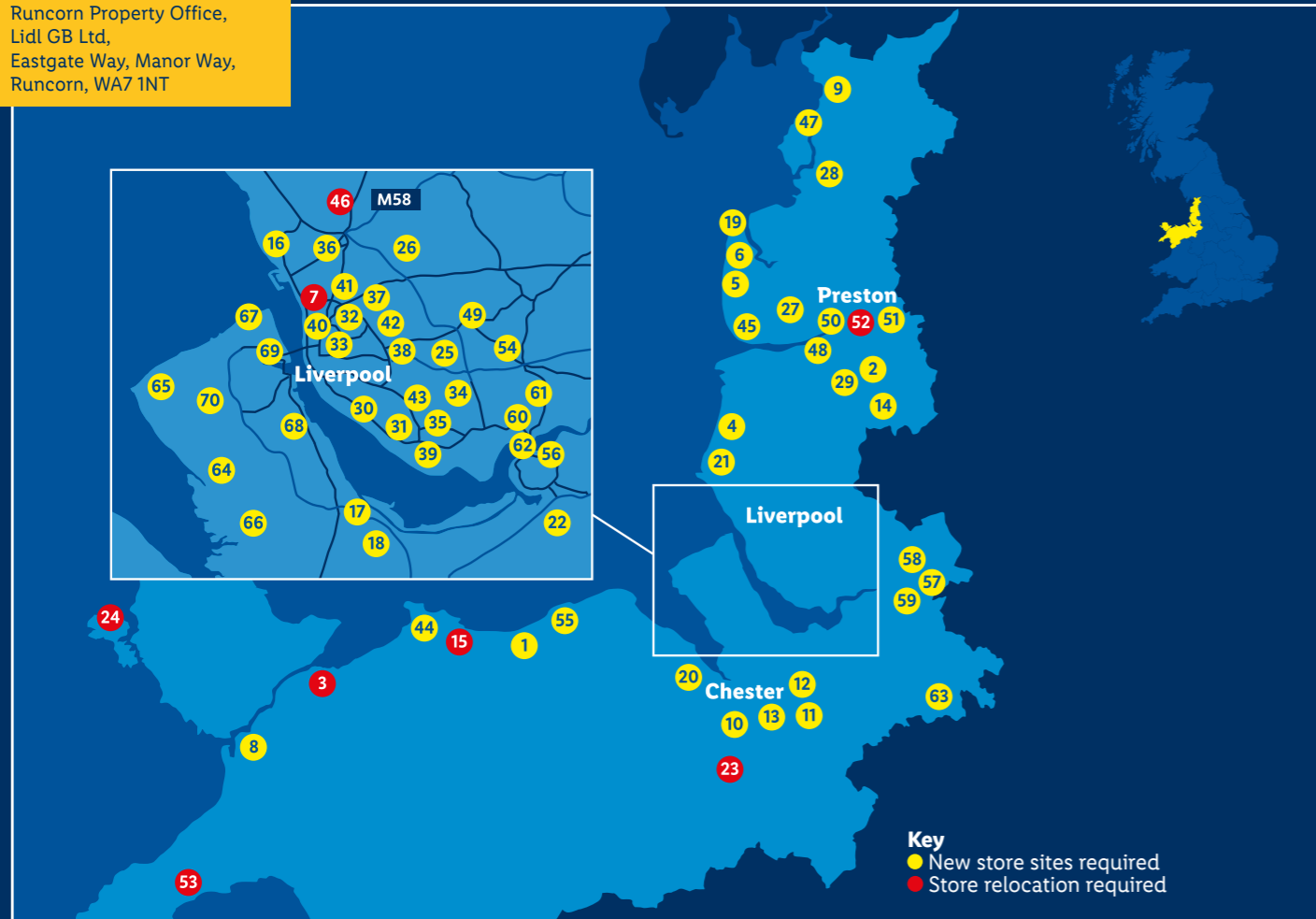




**Stuart Jardine**  
01928 532891  
stuart.jardine@lidl.co.uk

Runcorn Property Office,  
Lidl GB Ltd,  
Eastgate Way, Manor Way,  
Runcorn, WA7 1NT

## 5 Our site requirements in North Wales | Lancashire | Merseyside | Cheshire West



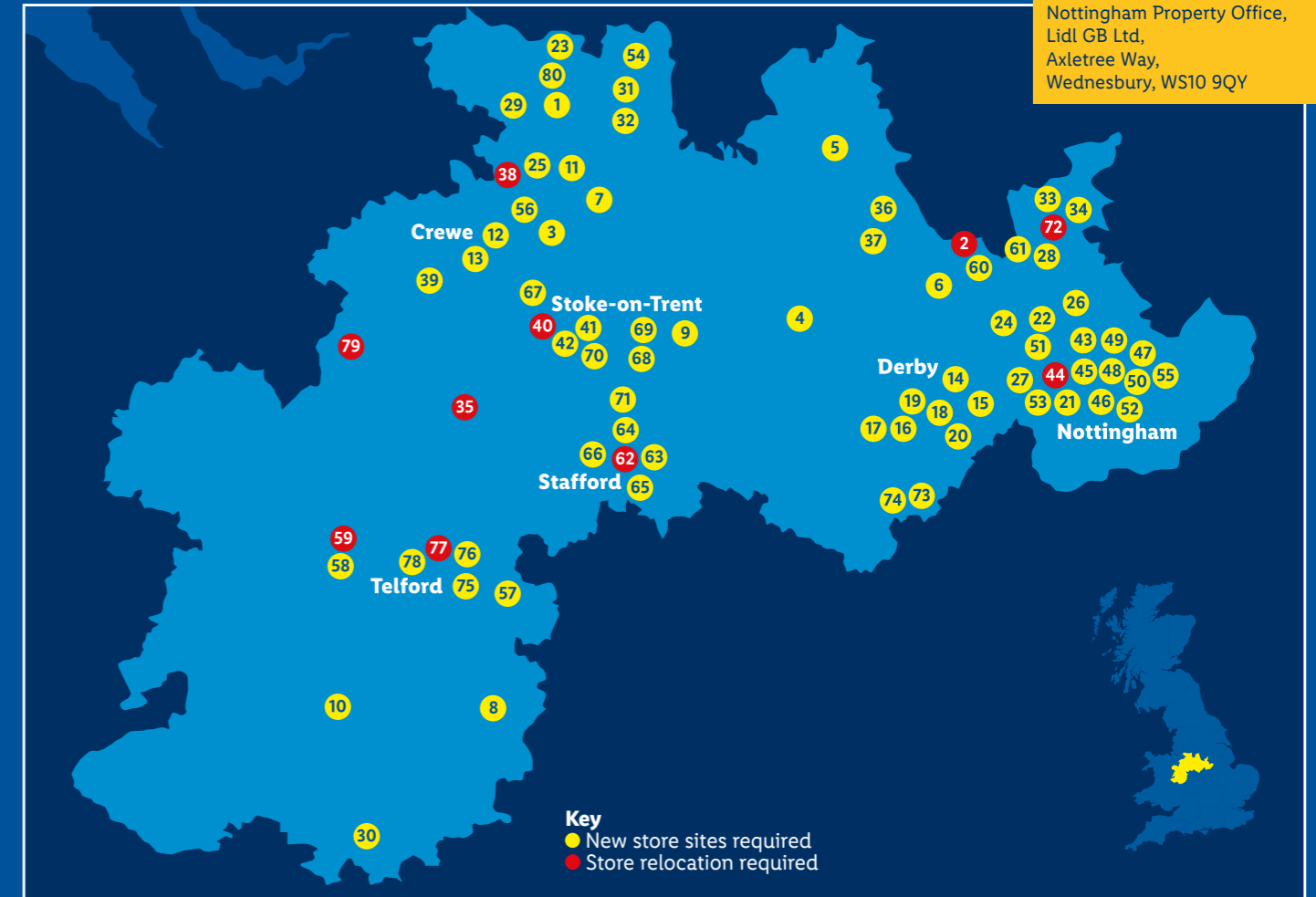
- 1. Abergele
  - 2. Bamber Bridge
  - 3. Bangor (rel)
  - 4. Birkdale / Ainsdale
  - 5. Blackpool – Bispham
  - 6. Blackpool – Thornton
  - 7. Bootle (rel)
  - 8. Caernarfon
  - 9. Carnforth
  - 10. Chester – Broughton
  - 11. Chester – East
  - 12. Chester – North
  - 13. Chester – South
  - 14. Chorley
  - 15. Colwyn Bay (rel)
  - 16. Crosby
  - 17. Ellesmere Port – North
  - 18. Ellesmere Port – South
  - 19. Fleetwood
  - 20. Flint
  - 21. Formby
  - 22. Frodsham / Helsby
  - 23. Gwersyllt (rel)
  - 24. Holyhead (rel)
  - 25. Huyton
  - 26. Kirkby
  - 27. Kirkham
  - 28. Lancaster – South
  - 29. Leyland
  - 30. Liverpool – Aigburth
  - 31. Liverpool – Allerton
  - 32. Liverpool – Anfield
  - 33. Liverpool – City Centre
  - 34. Liverpool – Gateacre
  - 35. Liverpool – Hunts Cross
  - 36. Liverpool – Netherton
  - 37. Liverpool – Norris Green
  - 38. Liverpool – Old Swan
  - 39. Liverpool – Speke
  - 40. Liverpool – Vauxhall
  - 41. Liverpool – Walton
  - 42. Liverpool – West Derby
  - 43. Liverpool – Woolton
  - 44. Llandudno
  - 45. Lytham St. Annes
  - 46. Maghull (rel)
  - 47. Morecambe – North
  - 48. Penwortham
  - 49. Prescott
  - 50. Preston – Central
  - 51. Preston – East
  - 52. Preston – New Hall Lane (rel)
  - 53. Pwlheli (rel)
  - 54. Rainhill
  - 55. Rhyl
  - 56. Runcorn
  - 57. Warrington – East
  - 58. Warrington – North
  - 59. Warrington – South
  - 60. Widnes – Central
  - 61. Widnes – North
  - 62. Widnes – South
  - 63. Winsford
  - 64. Wirral – Heswall
  - 65. Wirral – Hoylake / West Kirkby
  - 66. Wirral – Neston
  - 67. Wirral – New Brighton
  - 68. Wirral – New Ferry
  - 69. Wirral – Seacombe
  - 70. Wirral – Upton
- (rel) = relocation

## 6 Our site requirements in Nottinghamshire | Derbyshire | Shropshire | Staffordshire | Cheshire East



**Dominic Bryan**  
0121 5027045  
dominic.bryan@lidl.co.uk

Nottingham Property Office,  
Lidl GB Ltd,  
Axletree Way,  
Wednesbury, WS10 9QY



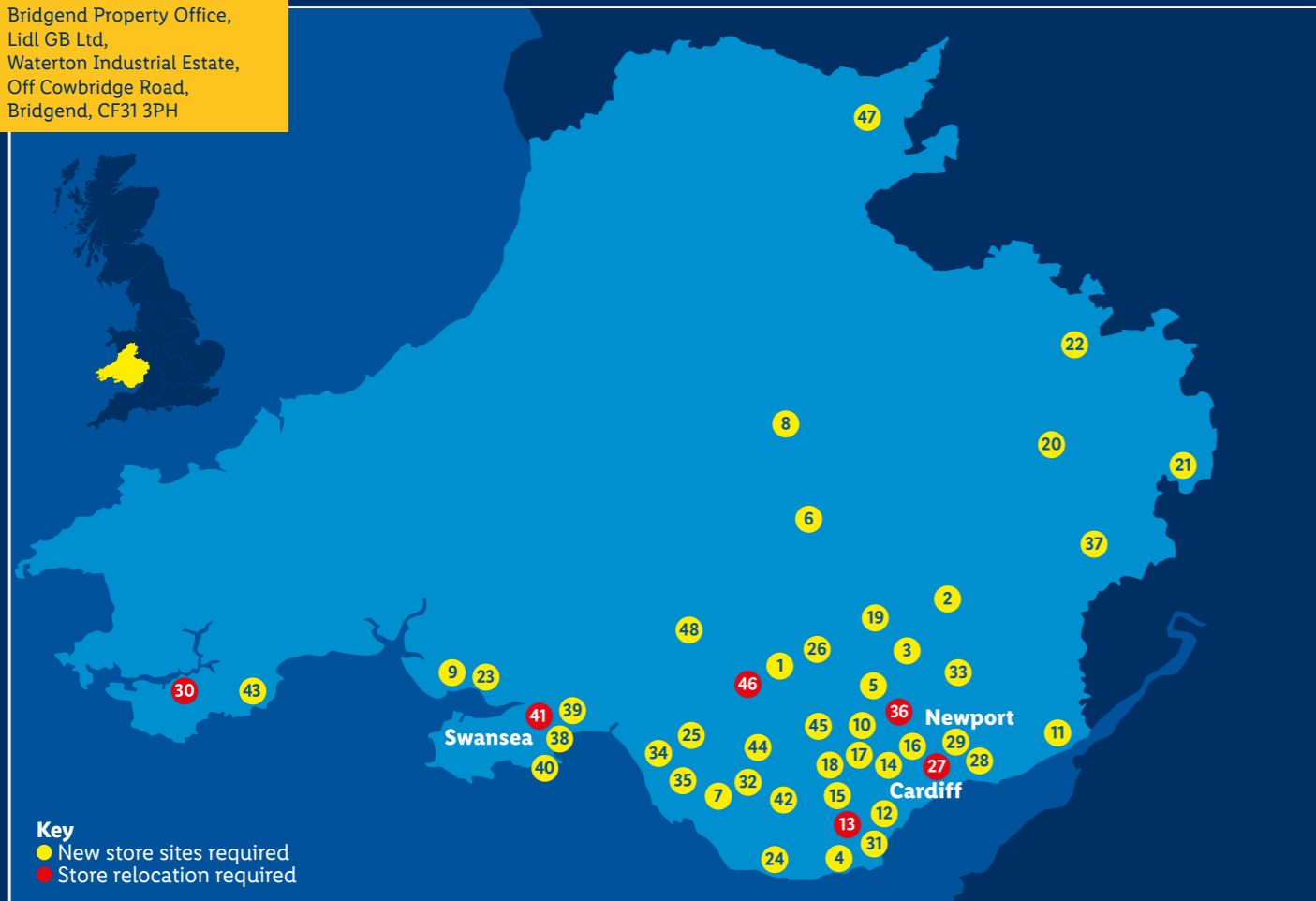
- 1. Alderley Edge
  - 2. Alfreton (rel)
  - 3. Alsager
  - 4. Ashbourne
  - 5. Bakewell
  - 6. Belper
  - 7. Biddulph
  - 8. Bridgnorth
  - 9. Cheadle, Staffordshire
  - 10. Church Stretton
  - 11. Congleton
  - 12. Crewe – North
  - 13. Crewe – South
  - 14. Derby – Allestree / Oakwood
  - 15. Derby – Burrowash / Spondon
  - 16. Derby – Chaddesden
  - 17. Derby – Hilton
  - 18. Derby – Littleover
  - 19. Derby – Mickleover
  - 20. Derby – Sinfyn
  - 21. Fairham
  - 22. Giltbrook / Kimberley / Nuthall
  - 23. Handforth
  - 24. Heanor
  - 25. Holmes Chapel
  - 26. Hucknall
  - 27. Ilkeston
  - 28. Kirby-in-Ashfield
  - 29. Knutsford
  - 30. Ludlow
  - 31. Macclesfield – North
  - 32. Macclesfield – South
  - 33. Mansfield – North West
  - 34. Mansfield – South
  - 35. Market Drayton (rel)
  - 36. Matlock
  - 37. Matlock Bath / Wirksworth
  - 38. Middlewich (rel)
  - 39. Nantwich
  - 40. Newcastle Under Lyme (rel)
  - 41. Newcastle Under Lyme – North
  - 42. Newcastle Under Lyme – South
  - 43. Nottingham – Basford
  - 44. Nottingham – Beeston (rel)
  - 45. Nottingham – Central
  - 46. Nottingham – Edwalton / Gamston
  - 47. Nottingham – Gedling
  - 48. Nottingham – Lady Bay
  - 49. Nottingham – Mapperley
  - 50. Nottingham – Sneinton
  - 51. Nottingham – Strelley
  - 52. Nottingham – Tollerton
  - 53. Pleasley / Pleasley Hill
  - 54. Poynton
  - 55. Radcliffe on Trent
  - 56. Sandbach
  - 57. Shifnal
  - 58. Shrewsbury – Central
  - 59. Shrewsbury – North (rel)
  - 60. Somercotes
  - 61. South Normanton
  - 62. Stafford – Central (rel)
  - 63. Stafford – East
  - 64. Stafford – North
  - 65. Stafford – South
  - 66. Stafford – West
  - 67. Stoke on Trent – Chesterton
  - 68. Stoke on Trent – Lightwood
  - 69. Stoke on Trent – Meir
  - 70. Stoke on Trent – Trentham
  - 71. Stone
  - 72. Sutton-in-Ashfield (rel)
  - 73. Swadlincote – South
  - 74. Swadlincote – West
  - 75. Telford – Central
  - 76. Telford – Donnington
  - 77. Telford – Hadley (rel)
  - 78. Telford – Wellington
  - 79. Whitchurch (rel)
  - 80. Wilmslow
- (rel) = relocation



**George Ledward**  
01656 678291  
george.ledward@lidl.co.uk

Bridgend Property Office,  
Lidl GB Ltd,  
Waterton Industrial Estate,  
Off Cowbridge Road,  
Bridgend, CF31 3PH

# 7 Our site requirements in South-Mid Wales



**Key**  
● New store sites required  
● Store relocation required

- 1. Aberdare – North
- 2. Abergavenny
- 3. Abertillery
- 4. Barry
- 5. Blackwood
- 6. Brecon
- 7. Bridgend
- 8. Builth Wells / Llandrindod Wells
- 9. Burry Port
- 10. Caerphilly – North
- 11. Caldicot
- 12. Cardiff – City Centre
- 13. Cardiff – Culverhouse Cross (rel)
- 14. Cardiff – Cyncoed
- 15. Cardiff – Fairwater
- 16. Cardiff – Llanrumney / St. Mellons
- 17. Cardiff – Thornhill / Lisvane
- 18. Cardiff – Western Avenue
- 19. Ebbw Vale
- 20. Hereford – North / West
- 21. Ledbury
- 22. Leominster
- 23. Llanelli – North
- 24. Llantwit Major / Cowbridge
- 25. Maesteg
- 26. Merthyr Tydfil
- 27. Newport – Central (rel)
- 28. Newport – East
- 29. Newport – North
- 30. Pembroke Dock (rel)
- 31. Penarth
- 32. Pencoed / Bridgend - East
- 33. Pontypool
- 34. Port Talbot – East / Margam
- 35. Pyle
- 36. Risca (rel)
- 37. Ross on Wye
- 38. Swansea – Killay / Sketty
- 39. Swansea – Morfa
- 40. Swansea – Mumbles
- 41. Swansea – Penlan (rel)
- 42. Talbot Green
- 43. Tenby
- 44. Tonyrefail / Tonypanyd
- 45. Treforest / Pontypridd – South
- 46. Treorchy (rel)
- 47. Welshpool
- 48. Ystradgynlais

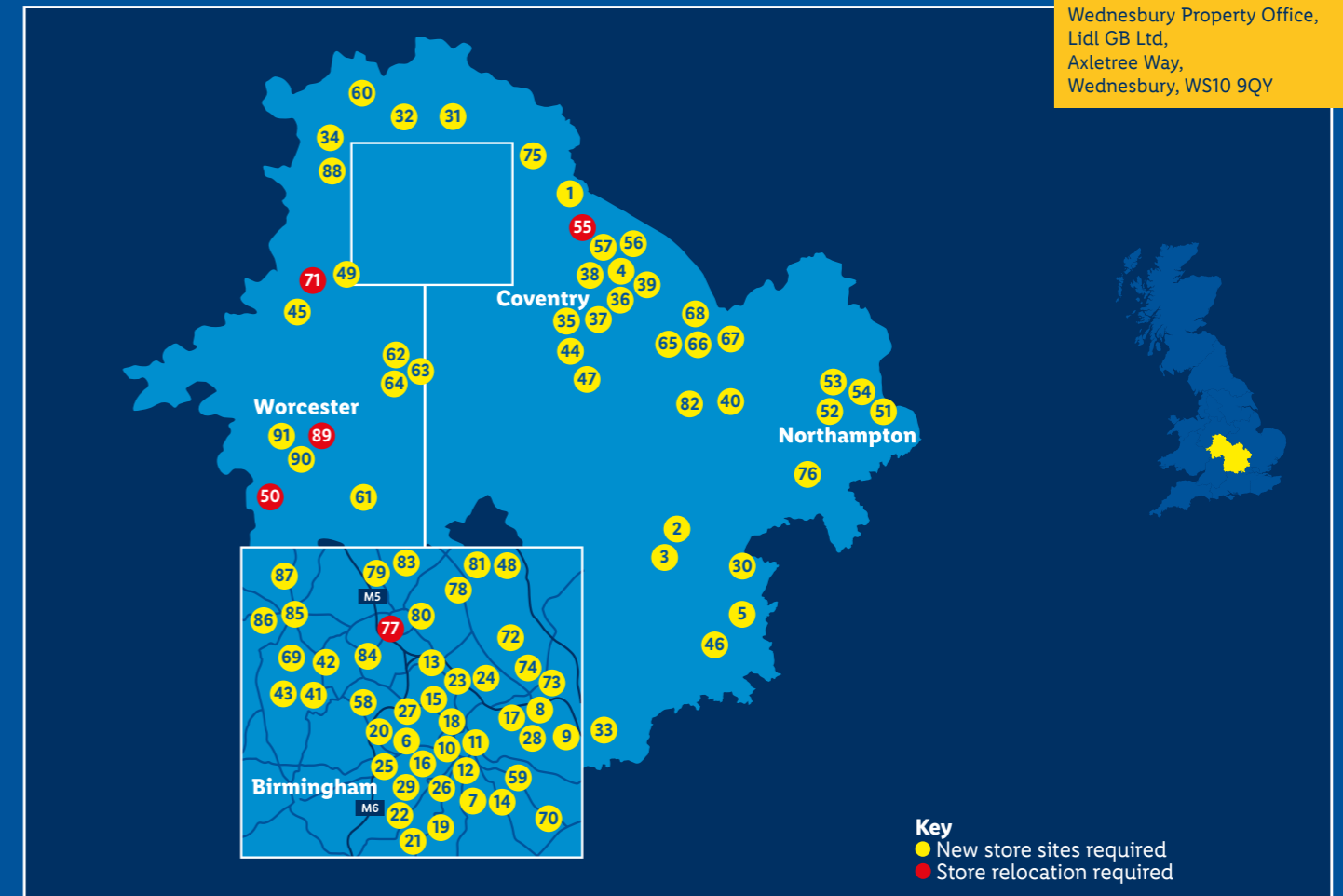
(rel) = relocation

# 8 Our site requirements in Central England



**Joe Caunt**  
0121 5027088  
joe.caunt@lidl.co.uk

Wednesbury Property Office,  
Lidl GB Ltd,  
Axletree Way,  
Wednesbury, WS10 9QY



**Key**  
● New store sites required  
● Store relocation required

- 1. Atherstone
- 2. Banbury – North
- 3. Banbury – South
- 4. Bedworth
- 5. Bicester
- 6. Birmingham – Bearwood
- 7. Birmingham – Billesley
- 8. Birmingham – Castle Bromwich
- 9. Birmingham – Chelmsley Wood
- 10. Birmingham – Central
- 11. Birmingham – Digbeth
- 12. Birmingham – Edgbaston
- 13. Birmingham – Great Barr
- 14. Birmingham – Hall Green
- 15. Birmingham – Handsworth Wood
- 16. Birmingham – Harborne
- 17. Birmingham – Hodgehill
- 18. Birmingham – Jewellery Quarter
- 19. Birmingham – Kings Norton
- 20. Birmingham – Langley Green
- 21. Birmingham – Longbridge
- 22. Birmingham – Northfield
- 23. Birmingham – Perry Barr
- 24. Birmingham – Perry Common
- 25. Birmingham – Quinton
- 26. Birmingham – Selly Oak
- 27. Birmingham – Smethwick
- 28. Birmingham – Stechford
- 29. Birmingham – Weoley Castle
- 30. Brackley
- 31. Burntwood
- 32. Cannock
- 33. Carterton
- 34. Codsall
- 35. Coventry – Canley
- 36. Coventry – City Centre
- 37. Coventry – Earlsdon
- 38. Coventry – Radford
- 39. Coventry – Walsgrave
- 40. Daventry
- 41. Dudley – Central
- 42. Dudley – Coseley
- 43. Dudley – Gornal
- 44. Kenilworth
- 45. Kidderminster – South
- 46. Kidlington
- 47. Leamington Spa – North
- 48. Lichfield – South
- 49. Lye
- 50. Malvern
- 51. Northampton – Abington
- 52. Northampton – East Hunsbury
- 53. Northampton – Kingshorpe
- 54. Northampton – Spinney Hill
- 55. Nuneaton – Central
- 56. Nuneaton – East
- 57. Nuneaton – South
- 58. Oldbury
- 59. Olton
- 60. Penkridge
- 61. Pershore
- 62. Redditch – Central
- 63. Redditch – East
- 64. Redditch – South
- 65. Rugby – Central
- 66. Rugby – East
- 67. Rugby – Hillmorton
- 68. Rugby – North
- 69. Sedgley
- 70. Solihull
- 71. Stourbridge
- 72. Sutton Coldfield – Central
- 73. Sutton Coldfield – Minworth
- 74. Sutton Coldfield – Walmley
- 75. Tamworth
- 76. Towcester
- 77. Walsall
- 78. Walsall – Aldridge
- 79. Walsall – Bloxwich
- 80. Walsall – Broadway
- 81. Walsall – Brownhills
- 82. Warwick – South
- 83. Walsall – Pelsall
- 84. Wednesbury
- 85. Wolverhampton – Central
- 86. Wolverhampton – Penn / Tettenhall
- 87. Wolverhampton – Stafford Road
- 88. Wolverhampton – Wednesfield
- 89. Worcester – Ronkswood
- 90. Worcester – South
- 91. Worcester – West

(rel) = relocation





UK's **6th**  
largest  
supermarket

**7.8%**  
UK market  
share\*



\*Till roll 12 weeks  
to 23 Mar 2025  
(Source: Kantar)

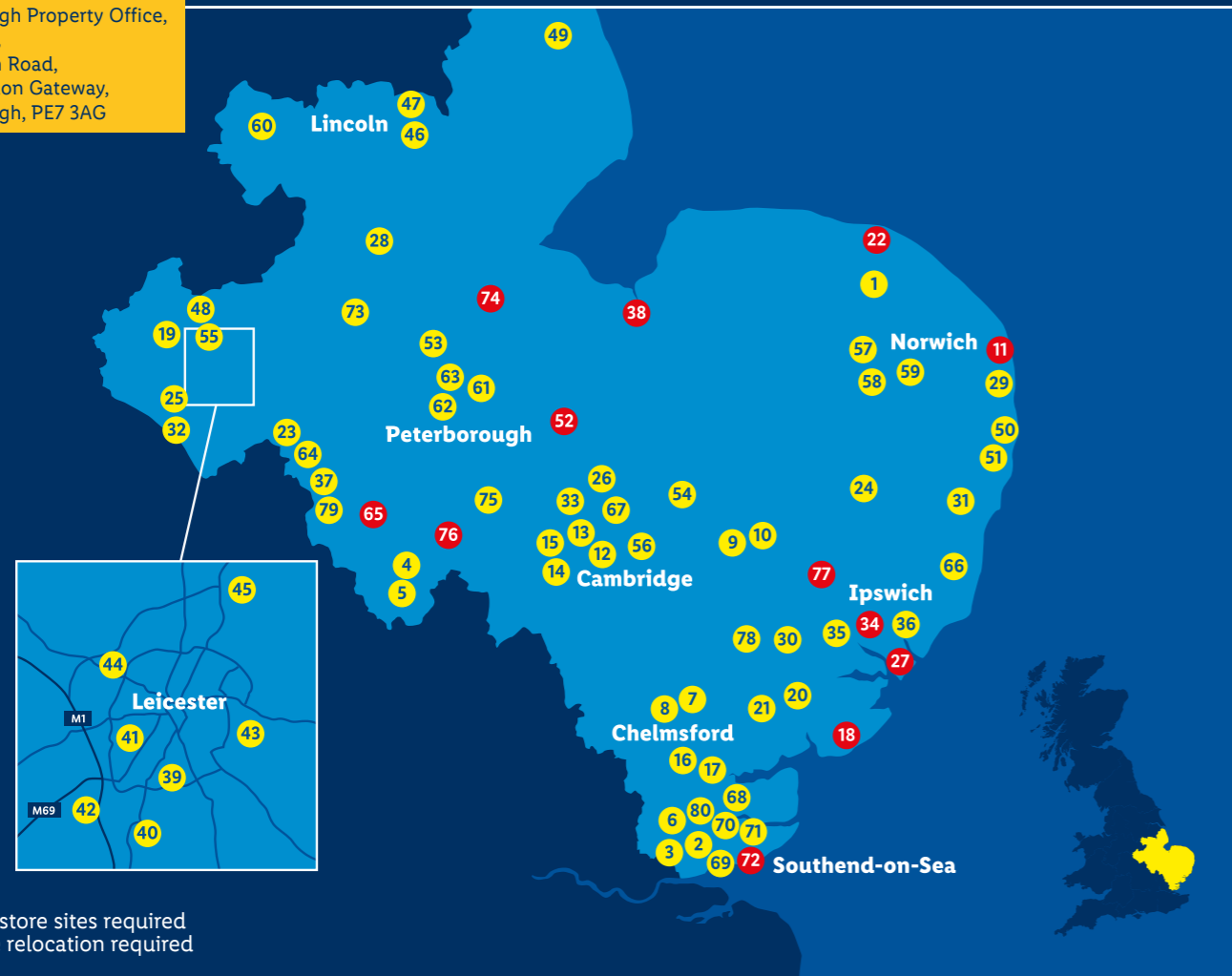




**Andrew Hodgkinson**  
01733 979300  
andrew.hodgkinson@lidl.co.uk

Peterborough Property Office,  
Lidl GB Ltd,  
Waterworth Road,  
Great Haddon Gateway,  
Peterborough, PE7 3AG

# 9 Our site requirements in East England



**Key**  
● New store sites required  
● Store relocation required

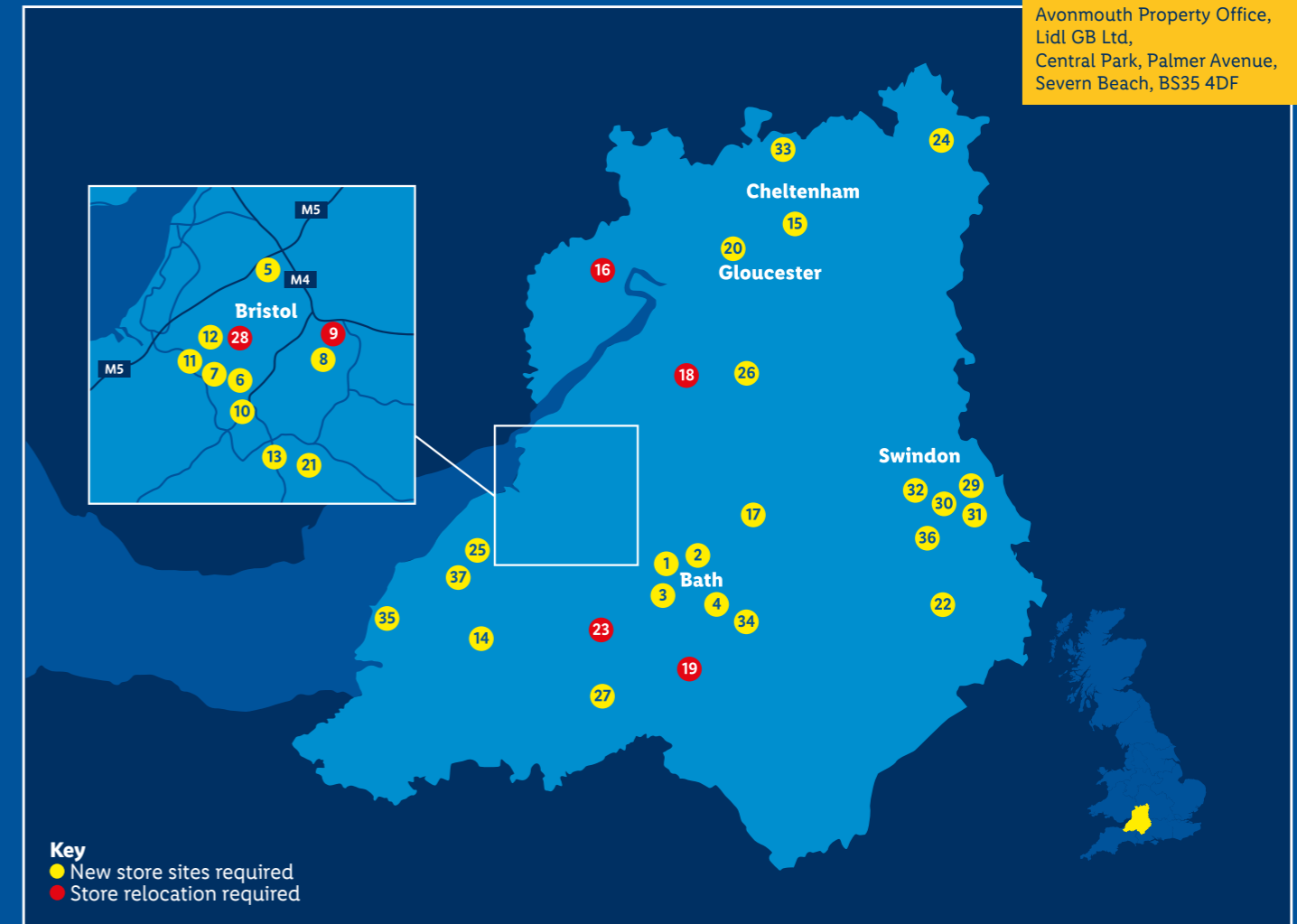
- 1. Aylsham
  - 2. Basildon – Benfleet
  - 3. Basildon – Vange
  - 4. Bedford – North
  - 5. Bedford – South
  - 6. Billericay
  - 7. Braintree – East
  - 8. Braintree – Great Notley
  - 9. Bury St Edmunds – West
  - 10. Bury St Edmunds – East
  - 11. Caister (rel)
  - 12. Cambridge – East
  - 13. Cambridge – North
  - 14. Cambridge – South
  - 15. Cambridge – West
  - 16. Chelmsford – Broomfield
  - 17. Chelmsford – Springfield
  - 18. Clacton (rel)
  - 19. Coalville – South
  - 20. Colchester – North
  - 21. Colchester – West
  - 22. Cromer (rel)
  - 23. Desborough
  - 24. Diss
  - 25. Earl Shilton
  - 26. Ely
  - 27. Felixstowe – Langer Road (rel)
  - 28. Grantham
  - 29. Great Yarmouth – South
  - 30. Hadleigh
  - 31. Halesworth
  - 32. Hinckley – North
  - 33. Huntingdon – Hartford
  - 34. Ipswich – Handford Road (rel)
  - 35. Ipswich – West
  - 36. Ipswich – Woodbridge / Martlesham
  - 37. Kettering – South
  - 38. Kings Lynn (rel)
  - 39. Leicester – Aylestone
  - 40. Leicester – Blaby
  - 41. Leicester – Braunston
  - 42. Leicester – Enderby
  - 43. Leicester – Evington
  - 44. Leicester – Glenfield
  - 45. Leicester – Syston
  - 46. Lincoln – Bracebridge Heath
  - 47. Lincoln – North
  - 48. Loughborough – West
  - 49. Louth
  - 50. Lowestoft – North
  - 51. Lowestoft – South
  - 52. March (rel)
  - 53. Market Deeping
  - 54. Mildenhall
  - 55. Mountsorrell
  - 56. Newmarket
  - 57. Norwich – Costessey
  - 58. Norwich – Lakenham
  - 59. Norwich – Thorpe Hamlet
  - 60. Ollerton
  - 61. Peterborough – East
  - 62. Peterborough – South
  - 63. Peterborough – West
  - 64. Rothwell
  - 65. Rushden (rel)
  - 66. Saxmundham
  - 67. Soham
  - 68. South Woodham Ferrers
  - 69. Southend – Leigh on Sea
  - 70. Southend – Rayleigh
  - 71. Southend – Rochford
  - 72. Southend on Sea – Greyhound (rel)
  - 73. Southwell
  - 74. Spalding (rel)
  - 75. St Ives
  - 76. St Neots (rel)
  - 77. Stowmarket (rel)
  - 78. Sudbury
  - 79. Wellingborough – North / West
  - 80. Wickford
- (rel) = relocation



**Glen Stidever**  
01174 280391  
glen.stidever@lidl.co.uk

Avonmouth Property Office,  
Lidl GB Ltd,  
Central Park, Palmer Avenue,  
Severn Beach, BS35 4DF

# 10 Our site requirements in Bristol | Gloucestershire | Wiltshire | North & East Somerset | Mendips



**Key**  
● New store sites required  
● Store relocation required

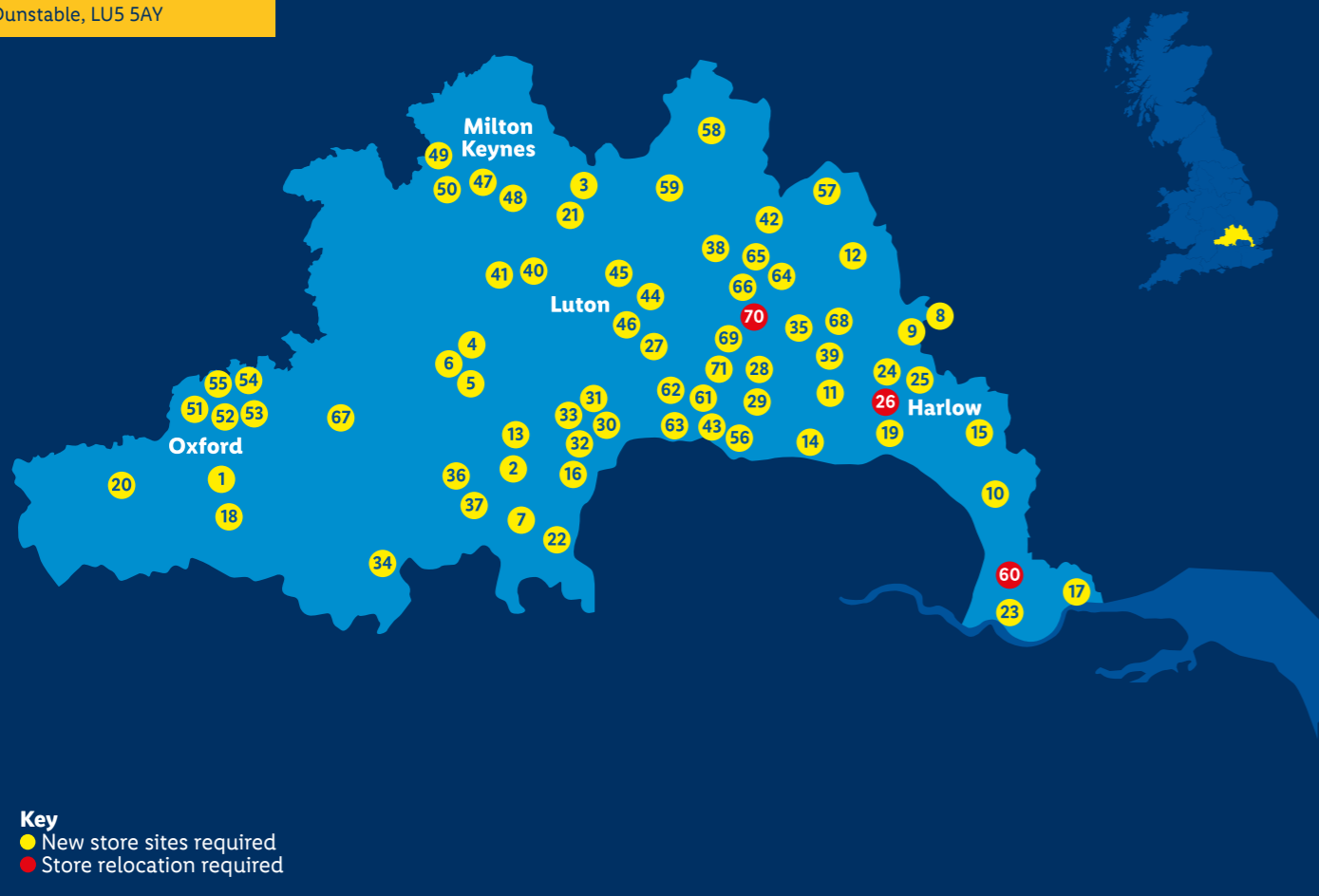
- 1. Bath – Central
  - 2. Bath – East
  - 3. Bath – South
  - 4. Bradford on Avon
  - 5. Bristol – Bradley Stoke
  - 6. Bristol – City Centre
  - 7. Bristol – Clifton
  - 8. Bristol – Downend / Staple Hill
  - 9. Bristol – Emersons Green (rel)
  - 10. Bristol – Knowle
  - 11. Bristol – Stoke Bishop
  - 12. Bristol – Westbury on Trym
  - 13. Bristol – Whitchurch
  - 14. Cheddar
  - 15. Cheltenham – South West
  - 16. Cinderford (rel)
  - 17. Corsham
  - 18. Dursley (rel)
  - 19. Frome (rel)
  - 20. Gloucester – East
  - 21. Keynsham
  - 22. Marlborough
  - 23. Midsomer Norton (rel)
  - 24. Moreton-in-Marsh
  - 25. Nailsea
  - 26. Nailsworth
  - 27. Shepton Mallet
  - 28. Southmead (rel)
  - 29. Swindon – East
  - 30. Swindon – South
  - 31. Swindon – South East
  - 32. Swindon – West
  - 33. Tewkesbury
  - 34. Trowbridge – South
  - 35. Weston-super-Mare
  - 36. Wroughton
  - 37. Yatton
- (rel) = relocation



**Kate Bleloch**  
01582 350480  
kate.bleloch@lidl.co.uk

Luton Property Office,  
Lidl GB Ltd,  
Woodside Link Road,  
Dunstable, LU5 5AY

# 11 Our site requirements in Northern Home Counties



**Key**  
● New store sites required  
● Store relocation required

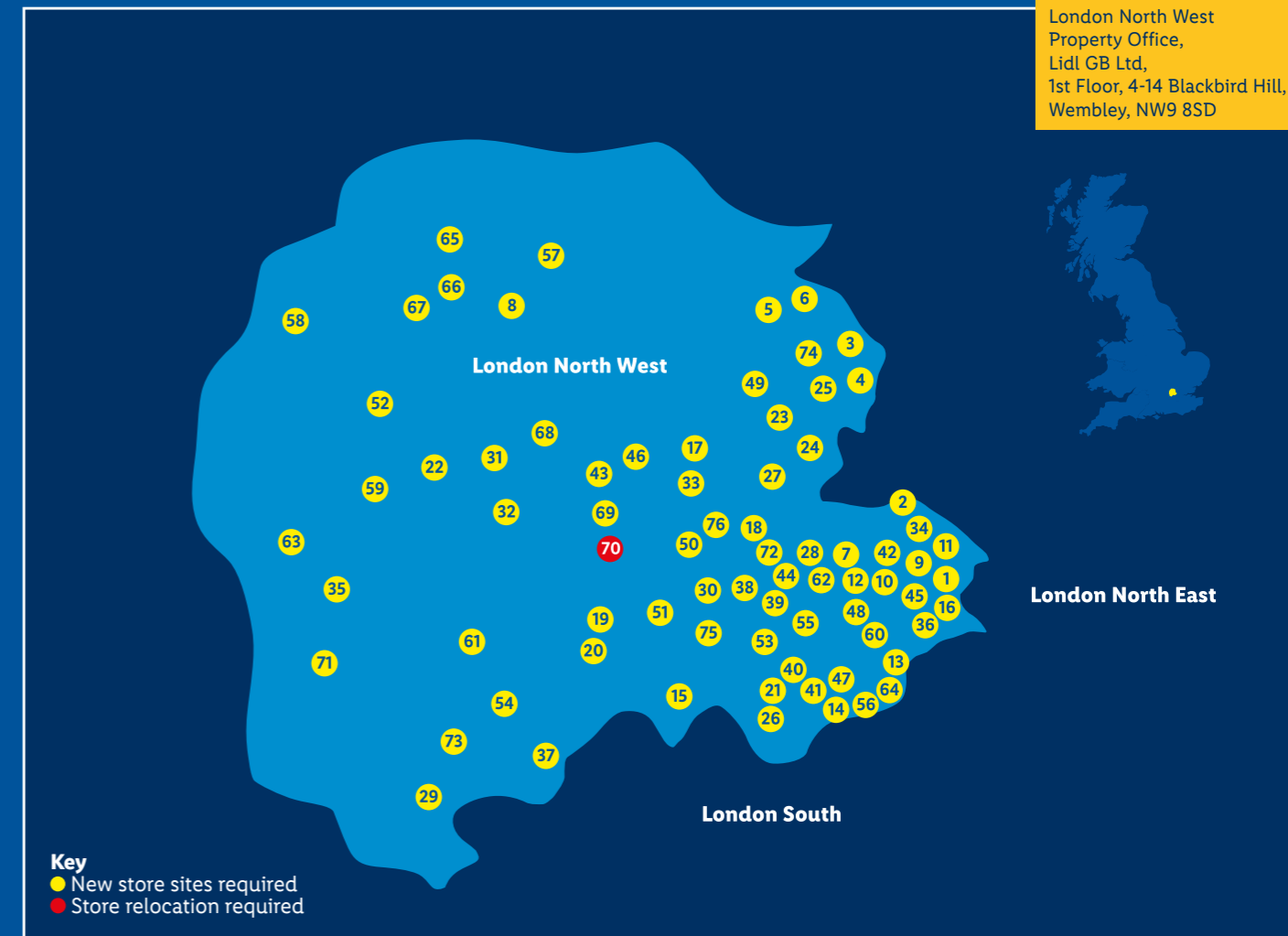
- 1. Abingdon – North
  - 2. Amersham
  - 3. Ampthill
  - 4. Aylesbury – North
  - 5. Aylesbury – South
  - 6. Aylesbury – West
  - 7. Beaconsfield
  - 8. Bishop’s Stortford – East
  - 9. Bishop’s Stortford – South
  - 10. Brentwood
  - 11. Broxbourne
  - 12. Buntingford
  - 13. Chesham
  - 14. Cheshunt
  - 15. Chipping Ongar
  - 16. Chorleywood
  - 17. Corringham – Stanford-le-Hope
  - 18. Didcot
  - 19. Epping
  - 20. Faringdon
  - 21. Flitwick
  - 22. Gerrards Cross
  - 23. Grays
  - 24. Harlow – Central
  - 25. Harlow – East
  - 26. Harlow – South (rel)
  - 27. Harpenden
  - 28. Hatfield – North
  - 29. Hatfield – South
  - 30. Hemel Hempstead – East
  - 31. Hemel Hempstead – North
  - 32. Hemel Hempstead – South
  - 33. Hemel Hempstead – West
  - 34. Henley on Thames
  - 35. Hertford
  - 36. High Wycombe – North
  - 37. High Wycombe – South
  - 38. Hitchin
  - 39. Hoddesdon
  - 40. Leighton Buzzard – East
  - 41. Leighton Buzzard – West
  - 42. Letchworth
  - 43. London Colney
  - 44. Luton – East
  - 45. Luton – North
  - 46. Luton – South
  - 47. Milton Keynes – Central
  - 48. Milton Keynes – South
  - 49. Milton Keynes – Stony Stratford
  - 50. Milton Keynes – West
  - 51. Oxford – Botley
  - 52. Oxford – City Centre
  - 53. Oxford – Headington
  - 54. Oxford – Marston
  - 55. Oxford – Summertown
  - 56. Potters Bar
  - 57. Royston
  - 58. Sandy
  - 59. Shefford
  - 60. South Ockendon (rel)
  - 61. St Albans – East
  - 62. St Albans – North
  - 63. St Albans – West
  - 64. Stevenage – East
  - 65. Stevenage – North
  - 66. Stevenage – South
  - 67. Thame
  - 68. Ware
  - 69. Welwyn Garden City – Central
  - 70. Welwyn Garden City – Panshanger (rel)
  - 71. Welwyn Garden City – South
- (rel) = relocation



**Grant Shulton**  
0208 9058766  
grant.shulton@lidl.co.uk

London North West  
Property Office,  
Lidl GB Ltd,  
1st Floor, 4-14 Blackbird Hill,  
Wembley, NW9 8SD

# 12 Our site requirements in London North West



**Key**  
● New store sites required  
● Store relocation required

- 1. Angel
  - 2. Archway
  - 3. Barnet – East Barnet
  - 4. Barnet – Friern Barnet
  - 5. Barnet – High Barnet / Chipping Barnet
  - 6. Barnet – New Barnet
  - 7. Belsize Park
  - 8. Bushey
  - 9. Caledonian Road
  - 10. Camden
  - 11. Canonbury
  - 12. Chalk Farm
  - 13. Charing Cross / Covent Garden
  - 14. Chelsea
  - 15. Chiswick
  - 16. Clerkenwell
  - 17. Colindale
  - 18. Cricklewood
  - 19. Ealing – Ealing Broadway
  - 20. Ealing – South Ealing
  - 21. Earl’s Court
  - 22. Eastcote
  - 23. Finchley – Finchley Central
  - 24. Finchley – East Finchley
  - 25. Finchley – North Finchley
  - 26. Fulham
  - 27. Golders Green / Temple Fortune
  - 28. Hampstead
  - 29. Hanworth
  - 30. Harlesden / Stonebridge
  - 31. Harrow – North Harrow
  - 32. Harrow – South Harrow
  - 33. Hendon
  - 34. Highbury
  - 35. Hillingdon
  - 36. Holborn
  - 37. Isleworth
  - 38. Kensal Rise
  - 39. Kensal Town
  - 40. Kensington – Kensington High Street
  - 41. Kensington – South Kensington
  - 42. Kentish Town
  - 43. Kenton
  - 44. Kilburn
  - 45. Kings Cross
  - 46. Kingsbury / Queensbury
  - 47. Knightsbridge
  - 48. Marylebone
  - 49. Mill Hill
  - 50. Neasden
  - 51. North Acton / Park Royal
  - 52. Northwood
  - 53. Notting Hill
  - 54. Osterley
  - 55. Paddington / Bayswater
  - 56. Pimlico
  - 57. Radlett
  - 58. Rickmansworth
  - 59. Ruislip
  - 60. Soho / Mayfair
  - 61. Southall
  - 62. Swiss Cottage
  - 63. Uxbridge
  - 64. Victoria / Westminster
  - 65. Watford – Garston
  - 66. Watford – North
  - 67. Watford – West / Croxley Green
  - 68. Wealdstone
  - 69. Wembley – Wembley Central
  - 70. Wembley – Wembley Park (rel)
  - 71. West Drayton
  - 72. West Hampstead
  - 73. West Hounslow
  - 74. Whetstone
  - 75. White City
  - 76. Willesden
- (rel) = relocation

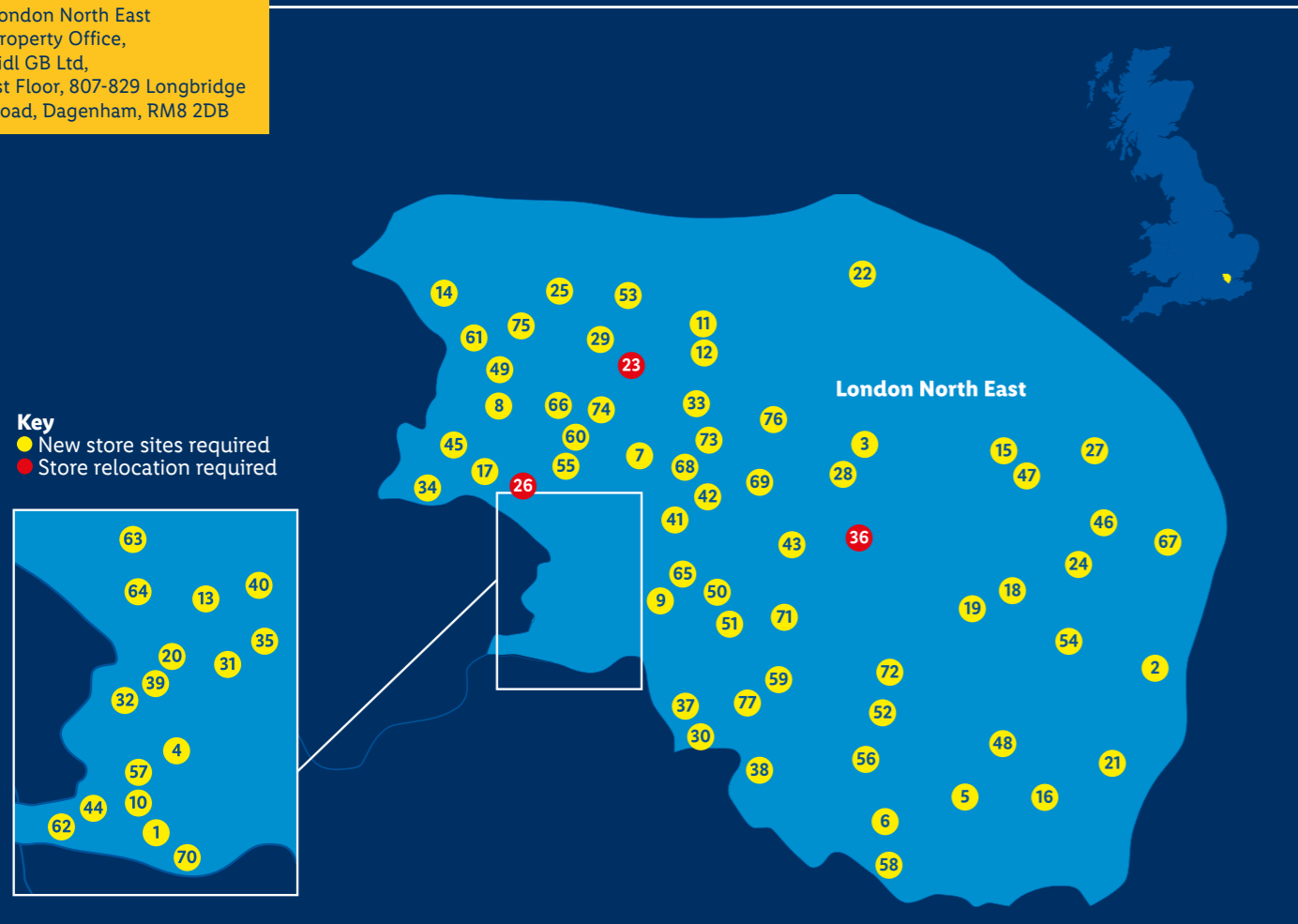




**Holly Masterson**  
0208 5487580  
holly.masterson@lidl.co.uk

London North East  
Property Office,  
Lidl GB Ltd,  
1st Floor, 807-829 Longbridge  
Road, Dagenham, RM8 2DB

# 13 Our site requirements in London North East



**Key**  
● New store sites required  
● Store relocation required

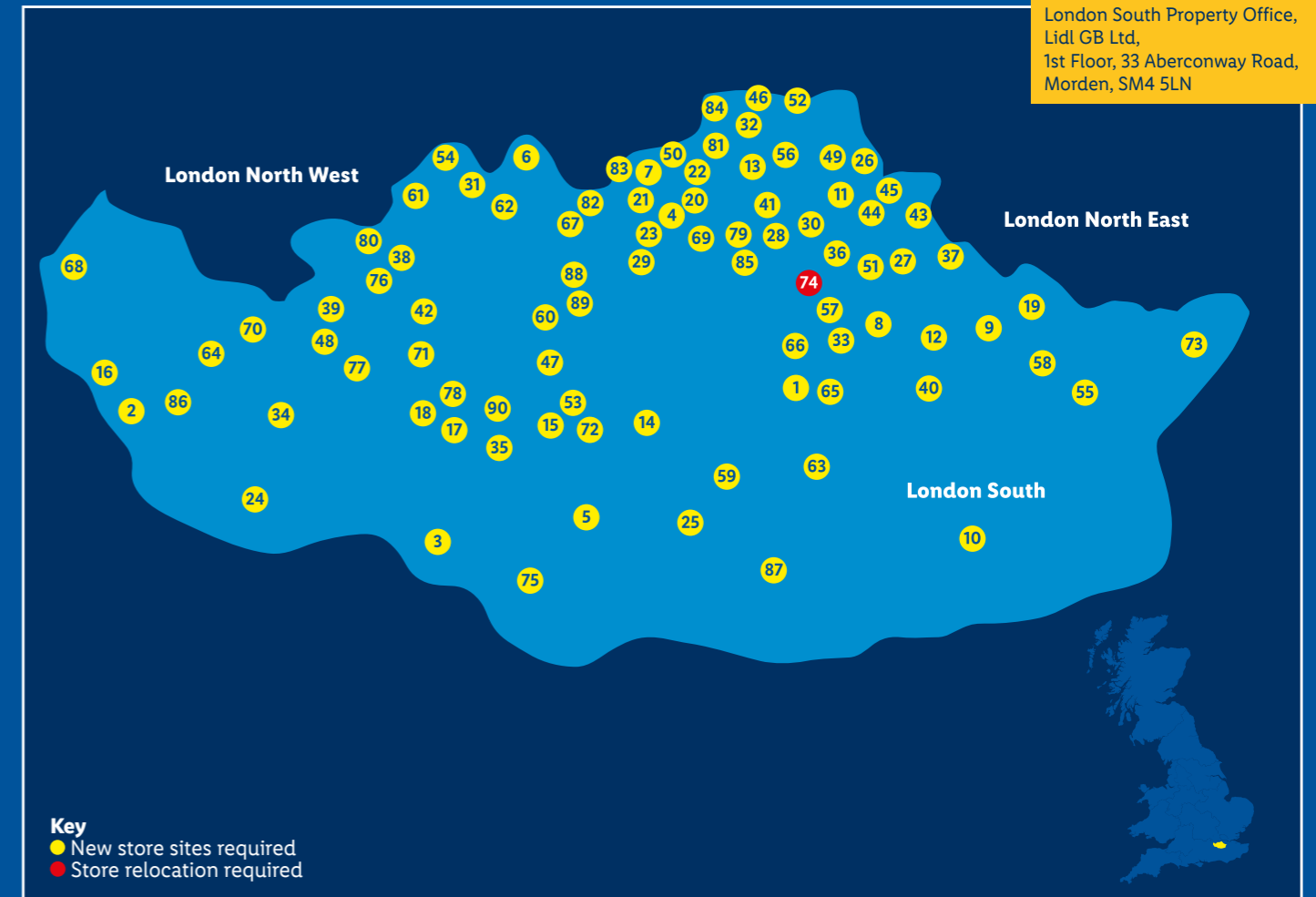
- 1. Aldgate
  - 2. Aveley / Purfleet
  - 3. Barkingside
  - 4. Bethnal Green
  - 5. Bexley
  - 6. Blackfen
  - 7. Blackhorse Road
  - 8. Bounds Green
  - 9. Bow
  - 10. Broadgate
  - 11. Chingford – North
  - 12. Chingford – South
  - 13. Clapton
  - 14. Cockfosters
  - 15. Collier Row
  - 16. Crayford
  - 17. Crouch End
  - 18. Dagenham – East
  - 19. Dagenham – South
  - 20. Dalston
  - 21. Dartford – North
  - 22. Debden
  - 23. Edmonton Green (rel)
  - 24. Elm Park
  - 25. Enfield
  - 26. Finsbury Park (rel)
  - 27. Gallows Corner
  - 28. Gants Hill
  - 29. Great Cambridge Road
  - 30. Greenwich
  - 31. Hackney – Central
  - 32. Haggerston
  - 33. Highams Park
  - 34. Highgate
  - 35. Homerton
  - 36. Ilford (rel)
  - 37. Isle of Dogs
  - 38. Kidbrooke
  - 39. Kingsland
  - 40. Lea Bridge
  - 41. Leyton
  - 42. Leytonstone
  - 43. Manor Park
  - 44. Moorgate / Barbican
  - 45. Muswell Hill
  - 46. North Hornchurch
  - 47. North Romford
  - 48. Northumberland Heath
  - 49. Palmers Green
  - 50. Plaistow
  - 51. Plaistow – South
  - 52. Plumstead
  - 53. Ponders End
  - 54. Rainham
  - 55. Seven Sisters
  - 56. Shooters Hill
  - 57. Shoreditch
  - 58. Sidcup
  - 59. Silvertown
  - 60. South Tottenham
  - 61. Southgate
  - 62. St. Paul's
  - 63. Stamford Hill
  - 64. Stoke Newington
  - 65. Stratford
  - 66. Tottenham
  - 67. Upminster
  - 68. Walthamstow – Wood Street
  - 69. Wanstead
  - 70. Wapping
  - 71. West Ham
  - 72. West Thamesmead
  - 73. Whipps Cross
  - 74. White Hart Lane
  - 75. Winchmore Hill
  - 76. Woodford
  - 77. Woolwich Road
- (rel) = relocation



**Max Clapton**  
0208 5432692  
max.clapton@lidl.co.uk

London South Property Office,  
Lidl GB Ltd,  
1st Floor, 33 Aberconway Road,  
Morden, SM4 5LN

# 14 Our site requirements in London South



**Key**  
● New store sites required  
● Store relocation required

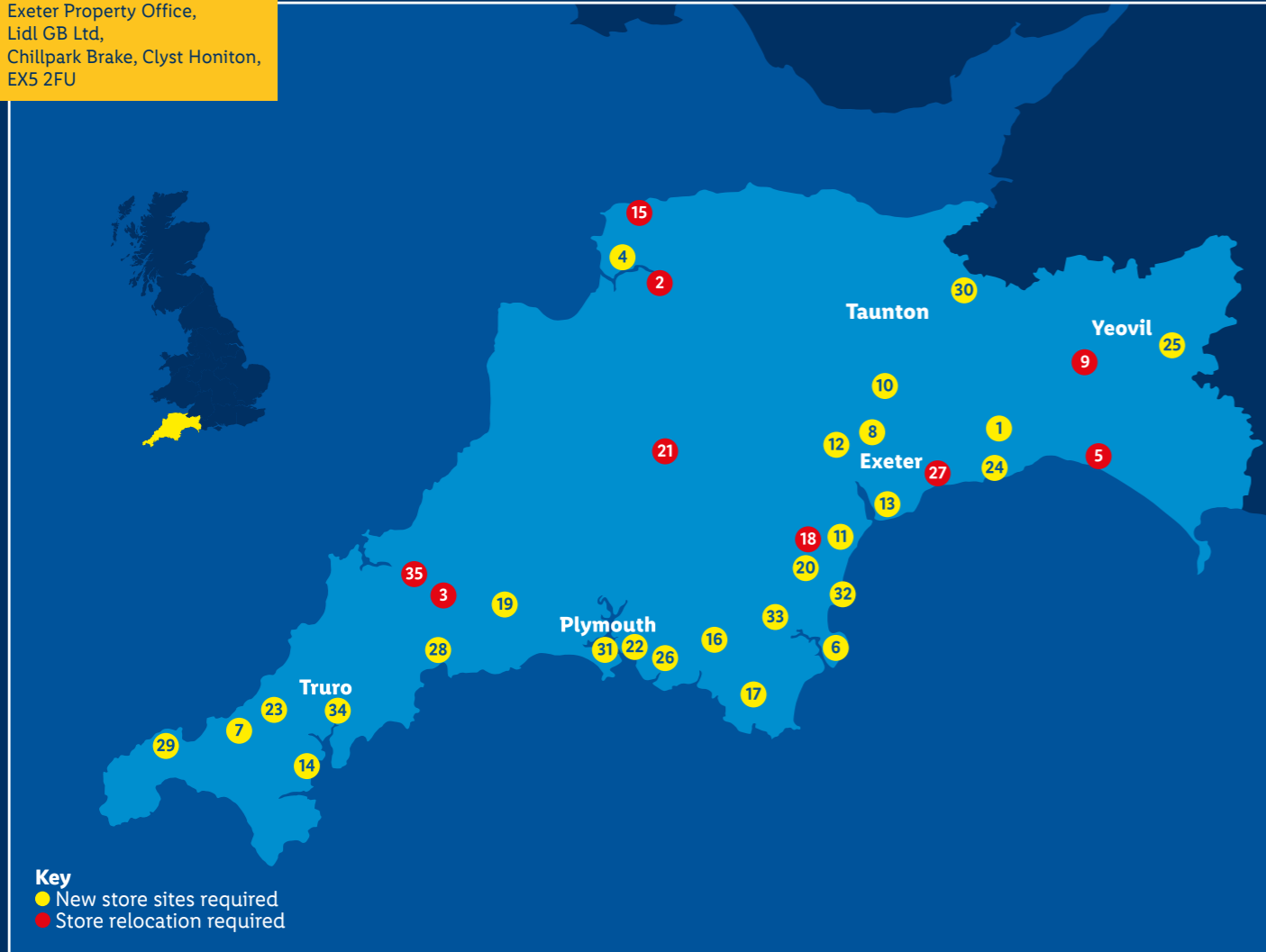
- 1. Addiscombe
  - 2. Addlestone
  - 3. Ashted
  - 4. Balham
  - 5. Banstead
  - 6. Barnes
  - 7. Battersea
  - 8. Beckenham
  - 9. Bickley
  - 10. Biggin Hill
  - 11. Brockley
  - 12. Bromley – South
  - 13. Camberwell
  - 14. Carshalton
  - 15. Cheam
  - 16. Chertsey
  - 17. Chessington – East
  - 18. Chessington – North
  - 19. Chislehurst
  - 20. Clapham Common
  - 21. Clapham – North
  - 22. Clapham – Old Town
  - 23. Clapham – South
  - 24. Cobham
  - 25. Coulsdon
  - 26. Deptford – High Street
  - 27. Downham
  - 28. Dulwich
  - 29. Earlsfield
  - 30. East Dulwich
  - 31. East Sheen / Mortlake
  - 32. Elephant & Castle
  - 33. Elmers End
  - 34. Esher
  - 35. Ewell
  - 36. Forest Hill
  - 37. Grove Park
  - 38. Ham / Kingston – North
  - 39. Hampton / Hampton Hill
  - 40. Hayes
  - 41. Herne Hill
  - 42. Kingston – Town Centre
  - 43. Lee
  - 44. Lewisham – High Street
  - 45. Lewisham – North
  - 46. London Bridge / Borough
  - 47. Lower Morden
  - 48. Molesey
  - 49. New Cross
  - 50. Nine Elms
  - 51. North Bellingham
  - 52. North Bermondsey
  - 53. North Cheam
  - 54. North Sheen / Kew
  - 55. Orpington
  - 56. Peckham – Rye Lane
  - 57. Penge
  - 58. Petts Wood
  - 59. Purley
  - 60. Raynes Park
  - 61. Richmond – Town Centre
  - 62. Roehampton
  - 63. Selsdon
  - 64. Shepperton
  - 65. Shirley
  - 66. South Norwood
  - 67. Southfields
  - 68. Staines – West
  - 69. Streatham Hill
  - 70. Sunbury
  - 71. Surbiton
  - 72. Sutton
  - 73. Swanley
  - 74. Sydenham (rel)
  - 75. Tadworth
  - 76. Teddington
  - 77. Thames Ditton
  - 78. Tolworth
  - 79. Tulse Hill
  - 80. Twickenham
  - 81. Vauxhall
  - 82. Wandsworth
  - 83. Wandsworth – York Road
  - 84. Waterloo
  - 85. West Norwood
  - 86. Weybridge
  - 87. Whyteleafe / Kenley
  - 88. Wimbledon
  - 89. Wimbledon Chase
  - 90. Worcester Park
- (rel) = relocation



**Rosie Meehan**  
01392 449714  
rosie.meehan@lidl.co.uk

Exeter Property Office,  
Lidl GB Ltd,  
Chillpark Brake, Clyst Honiton,  
EX5 2FU

# 15 Our site requirements in South and West Somerset | Devon | Cornwall



**Key**  
● New store sites required  
● Store relocation required

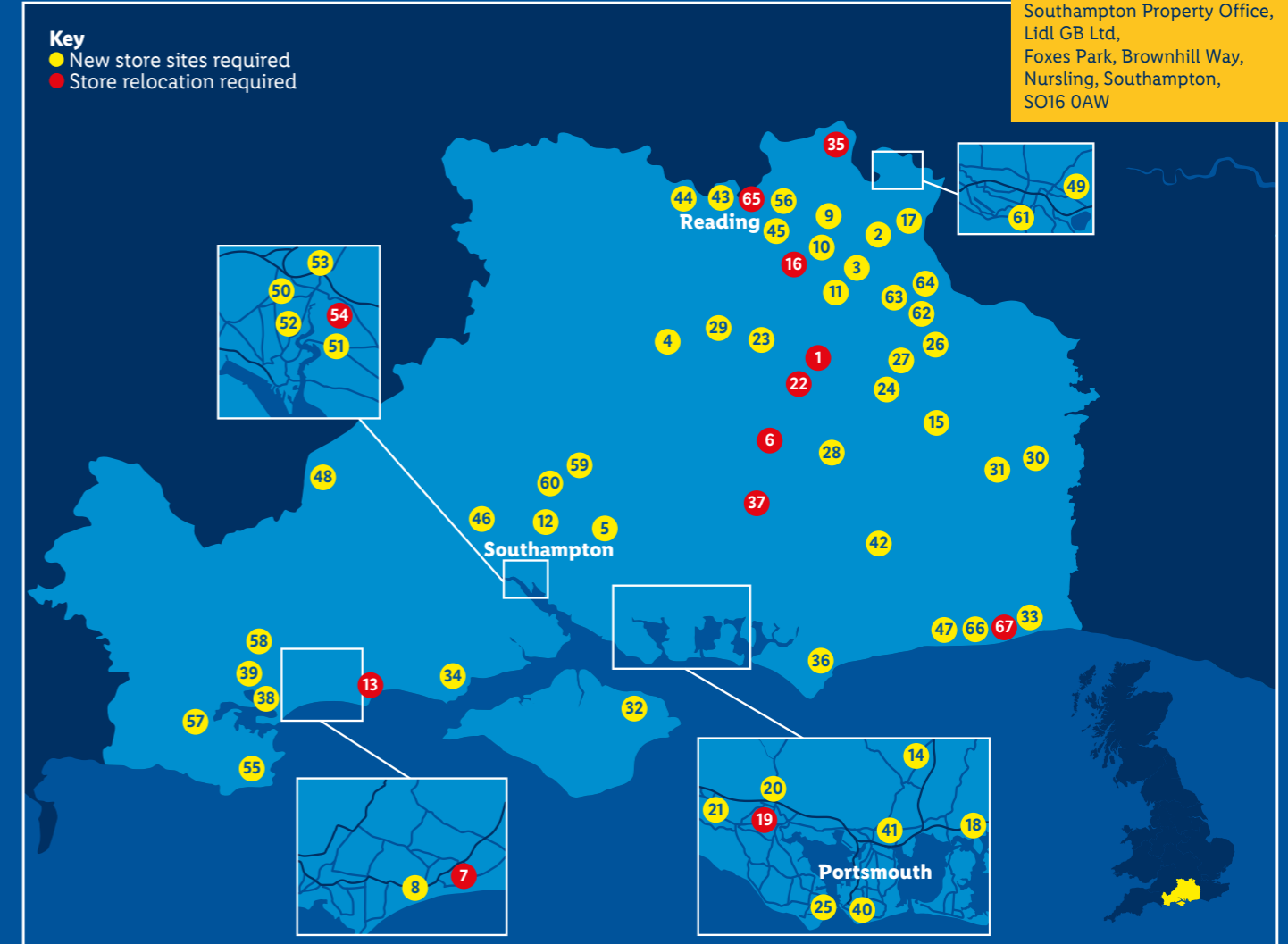
- |                                 |                                     |                         |
|---------------------------------|-------------------------------------|-------------------------|
| ● 1. Axminster                  | ● 14. Falmouth                      | ● 27. Sidmouth (rel)    |
| ● 2. Barnstaple – Newport (rel) | ● 15. Ilfracombe (rel)              | ● 28. St Austell – West |
| ● 3. Bodmin (rel)               | ● 16. Ivybridge                     | ● 29. St Ives           |
| ● 4. Braunton                   | ● 17. Kingsbridge                   | ● 30. Taunton – North   |
| ● 5. Bridport (rel)             | ● 18. Kingsteignton (rel)           | ● 31. Torpoint          |
| ● 6. Brixham                    | ● 19. Liskeard                      | ● 32. Torquay – South   |
| ● 7. Camborne                   | ● 20. Newton Abbot                  | ● 33. Totnes            |
| ● 8. Cranbrook                  | ● 21. Okehampton (rel)              | ● 34. Truro – East      |
| ● 9. Crewkerne (rel)            | ● 22. Plymouth – Mutley / Greenbank | ● 35. Wadebridge (rel)  |
| ● 10. Cullompton                | ● 23. Redruth                       |                         |
| ● 11. Dawlish                   | ● 24. Seaton                        |                         |
| ● 12. Exeter – North            | ● 25. Sherborne                     |                         |
| ● 13. Exmouth – Central         | ● 26. Sherford                      |                         |
- (rel) = relocation



**James Mitchell**  
0238 0742581  
james.mitchell@lidl.co.uk

Southampton Property Office,  
Lidl GB Ltd,  
Foxes Park, Brownhill Way,  
Nursling, Southampton,  
SO16 0AW

# 16 Our site requirements in Central South England



**Key**  
● New store sites required  
● Store relocation required

- |                                   |                                    |  |
|-----------------------------------|------------------------------------|--|
| ● 1. Aldershot (rel)              | ● 29. Hook                         | ● 57. Wareham                                |
| ● 2. Ascot / Sunningdale          | ● 30. Horsham – North              | ● 58. Wimborne                               |
| ● 3. Bagshot                      | ● 31. Horsham – West               | ● 59. Winchester – Town Centre / Easton Lane |
| ● 4. Basingstoke – Central        | ● 32. Isle of Wight – Ryde         | ● 60. Winchester – West Badgers Farm         |
| ● 5. Bishops Waltham              | ● 33. Lancing                      | ● 61. Windsor                                |
| ● 6. Bordon (rel)                 | ● 34. Lymington                    | ● 62. Woking Central                         |
| ● 7. Bournemouth – Boscombe (rel) | ● 35. Maidenhead (rel)             | ● 63. Woking – Goldsworth Park / Knaphill    |
| ● 8. Bournemouth – Town Centre    | ● 36. Pagham                       | ● 64. Woking – Sheerwater / West Byfleet     |
| ● 9. Bracknell – North            | ● 37. Petersfield (rel)            | ● 65. Woodley (rel)                          |
| ● 10. Bracknell – South           | ● 38. Poole – Centre / Parkstone   | ● 66. Worthing – Goring-By-Sea               |
| ● 11. Camberley                   | ● 39. Poole – Corfe Mullen         | ● 67. Worthing (rel)                         |
| ● 12. Chandlers Ford              | ● 40. Portsmouth – Central / West  |  |
| ● 13. Christchurch – East (rel)   | ● 41. Portsmouth – Farlington      |  |
| ● 14. Cowplain / Horndean         | ● 42. Pulborough                   |  |
| ● 15. Cranleigh                   | ● 43. Reading – Caversham          |  |
| ● 16. Crowthorne (rel)            | ● 44. Reading – Tilehurst          |  |
| ● 17. Egham / Virginia Water      | ● 45. Reading – Winnersh           |  |
| ● 18. Emsworth                    | ● 46. Romsey                       |  |
| ● 19. Fareham (rel)               | ● 47. Rustington                   |  |
| ● 20. Fareham – North             | ● 48. Salisbury – West             |  |
| ● 21. Fareham – Segensworth       | ● 49. Slough – Langley / East      |  |
| ● 22. Farnham (rel)               | ● 50. Southampton – Bassett        |  |
| ● 23. Fleet                       | ● 51. Southampton – Bitterne       |  |
| ● 24. Godalming                   | ● 52. Southampton – Portswood      |  |
| ● 25. Gosport – South             | ● 53. Southampton – Stoneham       |  |
| ● 26. Guildford – East            | ● 54. Southampton – Townhill (rel) |  |
| ● 27. Guildford – South           | ● 55. Swanage                      |  |
| ● 28. Haslemere                   | ● 56. Twyford                      |  |
- (rel) = relocation

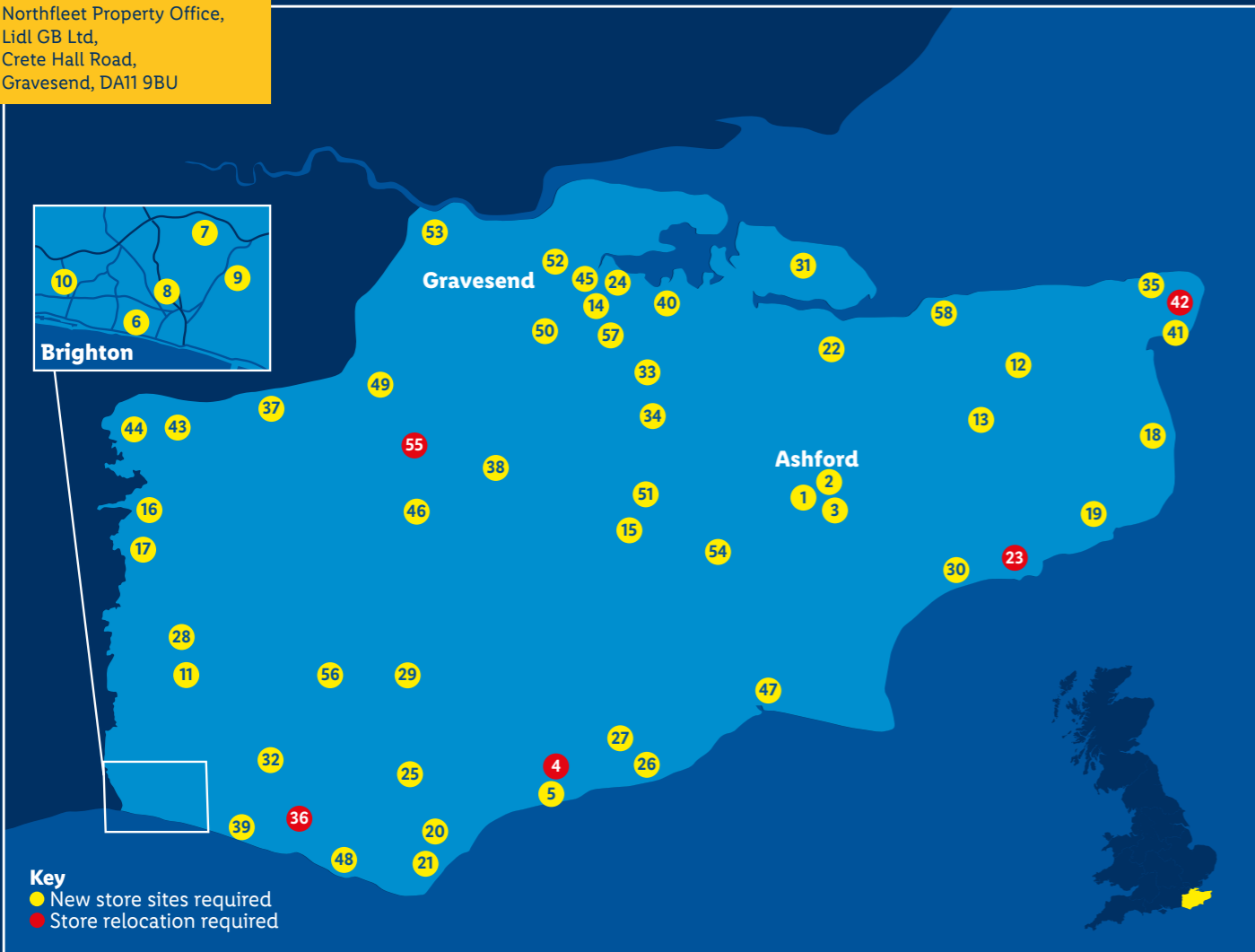




**Adam Forsdick**  
01474 543988  
adam.forsdick@lidl.co.uk

Northfleet Property Office,  
Lidl GB Ltd,  
Crete Hall Road,  
Gravesend, DA11 9BU

# 17 Our site requirements in Kent | East Sussex | East Surrey



**Key**  
● New store sites required  
● Store relocation required

- 1. Ashford – Central
- 2. Ashford – North
- 3. Ashford – South East
- 4. Bexhill – North (rel)
- 5. Bexhill – South
- 6. Brighton – City Centre
- 7. Brighton – Hollingbury
- 8. Brighton – London Road
- 9. Brighton – Moulsecoomb
- 10. Brighton – Portslade
- 11. Burgess Hill – South
- 12. Canterbury – Sturry
- 13. Canterbury – Wincheap
- 14. Chatham
- 15. Cranbrook
- 16. Crawley – North
- 17. Crawley – South
- 18. Deal
- 19. Dover
- 20. Eastbourne – North
- 21. Eastbourne – South
- 22. Faversham
- 23. Folkestone (rel)
- 24. Gillingham
- 25. Hailsham
- 26. Hastings – East
- 27. Hastings – North
- 28. Haywards Heath
- 29. Heathfield
- 30. Hythe
- 31. Isle of Sheppey
- 32. Lewes
- 33. Maidstone – North East
- 34. Maidstone – South East
- 35. Margate
- 36. Newhaven (rel)
- 37. Oxted
- 38. Paddock Wood
- 39. Peacehaven
- 40. Rainham
- 41. Ramsgate
- 42. Ramsgate – Westwood Cross (rel)
- 43. Redhill
- 44. Reigate
- 45. Rochester
- 46. Royal Tunbridge Wells – North
- 47. Rye
- 48. Seaford
- 49. Sevenoaks – North
- 50. Snodland
- 51. Staplehurst
- 52. Strood
- 53. Swanscombe / Northfleet
- 54. Tenterden
- 55. Tonbridge (rel)
- 56. Uckfield
- 57. Walderslade
- 58. Whitstable


(rel) = relocation



# Sustainability overview

**14 MWp**  
of Solar PV

**13.1 GWh**  
in 2024



**25%**  
of each stores  
electricity  
consumption

PVs reduce  
our carbon  
emissions by  
**1200 tonnes**  
per year





## EV chargers installed for all new store openings

- EV chargers at every new build store
- Over 300 rapid chargers
- New 60kW chargers being installed
- Largest single EVC installation in the UK at Lidl Head Office
- Upgrading Company Car fleet to hybrid/ EV



# A+

All new standard spec stores achieve EPC A+ rating



## Lighting

- LED lighting in all stores
- Automated control
- Reduced lighting levels in store
- Daylight dimming



**3 GWh**  
savings  
per year

## ISO 50001 certified



- Energy Policy
- Annual Energy Review
- Store Audits
- Opportunity Register
- Energy Training

## Heating and ventilation systems

- Heat pump heating and cooling
- Heat recovery
- High efficiency fans
- Air quality controlled ventilation





**You can  
help us**

**grow!**

[www.realestate-lidl.co.uk](http://www.realestate-lidl.co.uk)

