

1000 stores and wanting more!

www.realestate-lidl.co.uk



Updated Spring 2026

What we'd like from you...

We're looking for **great quality locations for our new stores**, to help us continue our phenomenal growth.

Standalone store



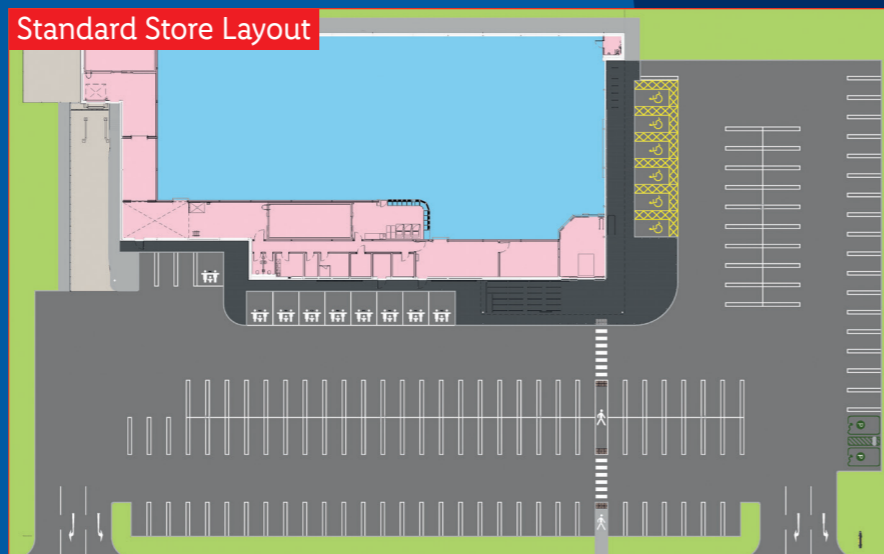
Mixed-use



Retail parks



Standard Store Layout



Shopping centres (London & M25)



High Street (London & M25)



Metropolitan store (London & M25)

- Sales Area 1,529 sqm
- Ancillary 655 sqm
- Gross Internal Area 2,184 sqm

National Site Requirements

Lidl has ambitious plans to open hundreds of new stores across Great Britain. This means we are looking to acquire sites that meet our standard store format requirements.

- ◆ Prominent locations with **easy access** and **strong pedestrian or traffic flow**.
- ◆ Freehold, leasehold or long leasehold opportunities.
- ◆ Unit sizes between **18,000 and 26,500 sq ft** and **100+ dedicated** car parking spaces.
- ◆ **1.5+ acres** for standalone stores or **up to 4 acres** for mixed-use schemes.
- ◆ Town centre or edge of centre and retail parks.



London & M25 Site Requirements

Lidl trades over 130 stores in London and within the M25 with requirements for 200+ more stores, meaning we'll continue to be flexible on our store format.

- ◆ Approx. **0.8+ acres** for standalone stores or **up to 4 acres** for mixed-use schemes.
- ◆ With or without car parking and in close proximity to **key public transport links**.
- ◆ As well as standalone stores we're looking for opportunities in:
 - Shopping centres
 - High streets
 - Mixed-use
 - Retail parks

What you can expect from us...

A competitive **finder's fee** structure
for new site introductions.

Response
within
7 days



1.5%*
for freeholds

10%*
of **Year 1** rent
for leaseholds

* for a previously unknown site

Our regions at a glance

- 1 Scotland
- 2 North East England | Cumbria
- 3 Yorkshire | Humberside
- 4 Greater Manchester | East Lancs | Calderdale | High Peak
- 5 North Wales | Lancashire | Merseyside | Cheshire West
- 6 Nottinghamshire | Derbyshire | Shropshire | Staffordshire | Cheshire East
- 7 South-Mid Wales
- 8 Central England
- 9 East England
- 10 Bristol | Gloucestershire | Wiltshire | North & East Somerset | Mendips
- 11 Northern Home Counties
- 12 London North
- 13 London South
- 14 South and West Somerset | Devon | Cornwall
- 15 Central South England
- 16 Kent | East Sussex | East Surrey



For portfolio transactions contact:
Corporate Acquisitions
corporate.acquisitions@lidl.co.uk
020 4530 1180

Explore the
interactive
version of
brochure

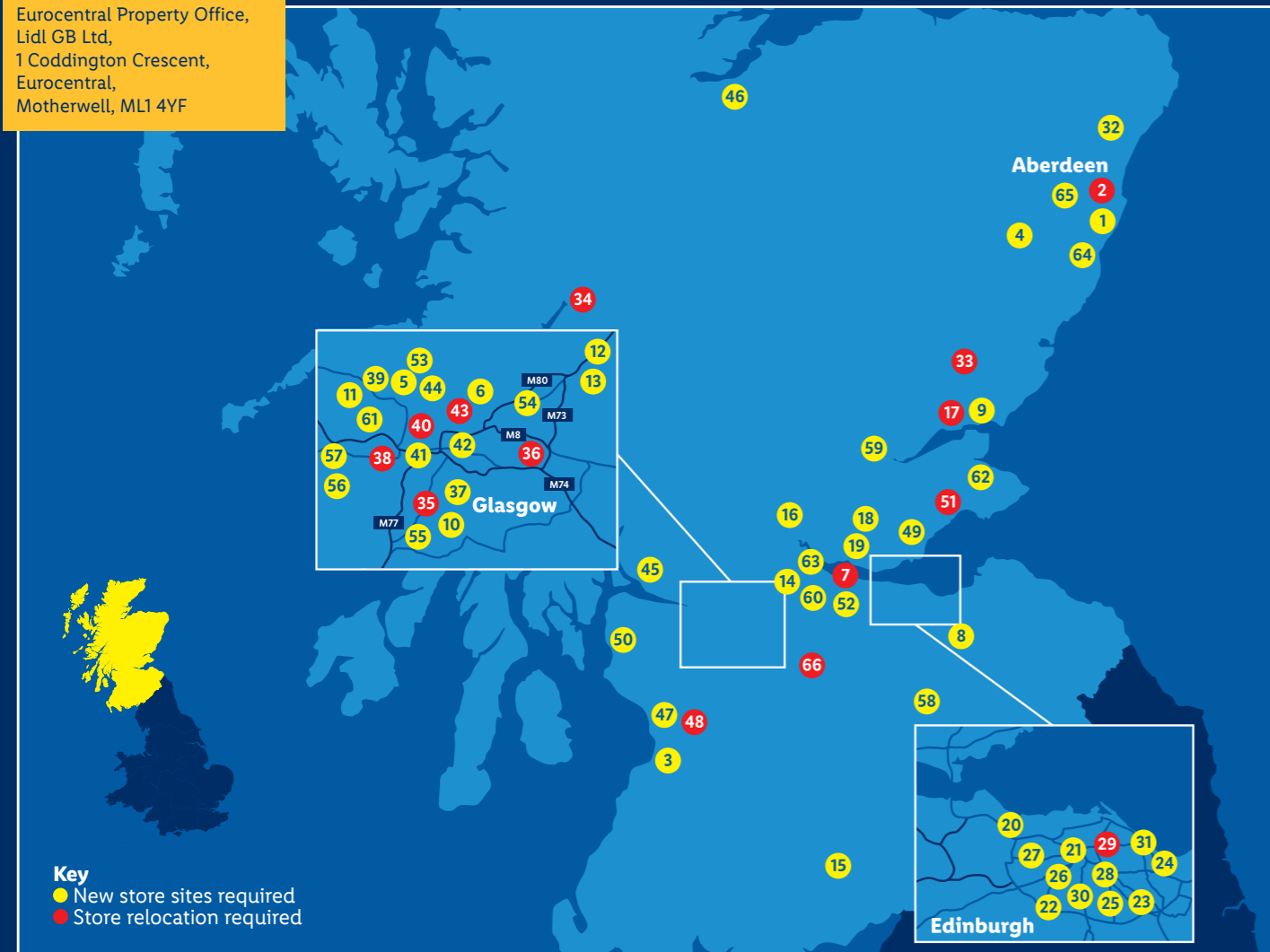




Ross Jackson
01698 681640
ross.jackson@lidl.co.uk

Eurocentral Property Office,
Lidl GB Ltd,
1 Coddington Crescent,
Eurocentral,
Motherwell, ML1 4YF

1 Our site requirements in Scotland



Key
● New store sites required
● Store relocation required

- 1. Aberdeen – Garthdee
- 2. Aberdeen – Mastrick (rel)
- 3. Ayr South
- 4. Banchory
- 5. Bearsden
- 6. Bishopbriggs
- 7. Bo'ness (rel)
- 8. Bonnyrigg
- 9. Broughty Ferry
- 10. Clarkston
- 11. Clydebank – North
- 12. Cumbernauld – North
- 13. Cumbernauld – South
- 14. Denny – Falkirk
- 15. Dumfries
- 16. Dunblane
- 17. Dundee – City Centre (rel)
- 18. Dunfermline – North
- 19. Dunfermline – South
- 20. Edinburgh – Barnton / Davidson Mains
- 21. Edinburgh – City Centre
- 22. Edinburgh – Colinton / Currie
- 23. Edinburgh – Gilmerton
- 24. Edinburgh – Jewel / Newcraighall
- 25. Edinburgh – Liberton
- 26. Edinburgh – Morningside
- 27. Edinburgh – Murrayfield
- 28. Edinburgh – Newington / Mayfield
- 29. Edinburgh – Nicolson St. (rel)
- 30. Edinburgh – Oxcgangs
- 31. Edinburgh – Portobello
- 32. Ellon
- 33. Forfar (rel)
- 34. Fort William (rel)
- 35. Giffnock (rel)
- 36. Glasgow – Baillieston (rel)
- 37. Glasgow – Cathcart
- 38. Glasgow – Crookston (rel)
- 39. Glasgow – Drumchapel
- 40. Glasgow – Govan (rel)
- 41. Glasgow – Ibrox
- 42. Glasgow – Merchant City
- 43. Glasgow – Springburn (rel)
- 44. Glasgow – Summerston
- 45. Helensburgh
- 46. Inverness – South
- 47. Irvine
- 48. Kilmarnock (rel)
- 49. Kirkcaldy – North / East
- 50. Largs
- 51. Leven (rel)
- 52. Linlithgow
- 53. Milngavie
- 54. Moodiesburn
- 55. Newton Mearns
- 56. Paisley – South
- 57. Paisley – West
- 58. Peebles
- 59. Perth – North
- 60. Polmont – Falkirk East
- 61. Renfrew
- 62. St Andrews
- 63. Stenhousemuir
- 64. Stonehaven
- 65. Westhill
- 66. Wishaw (rel)

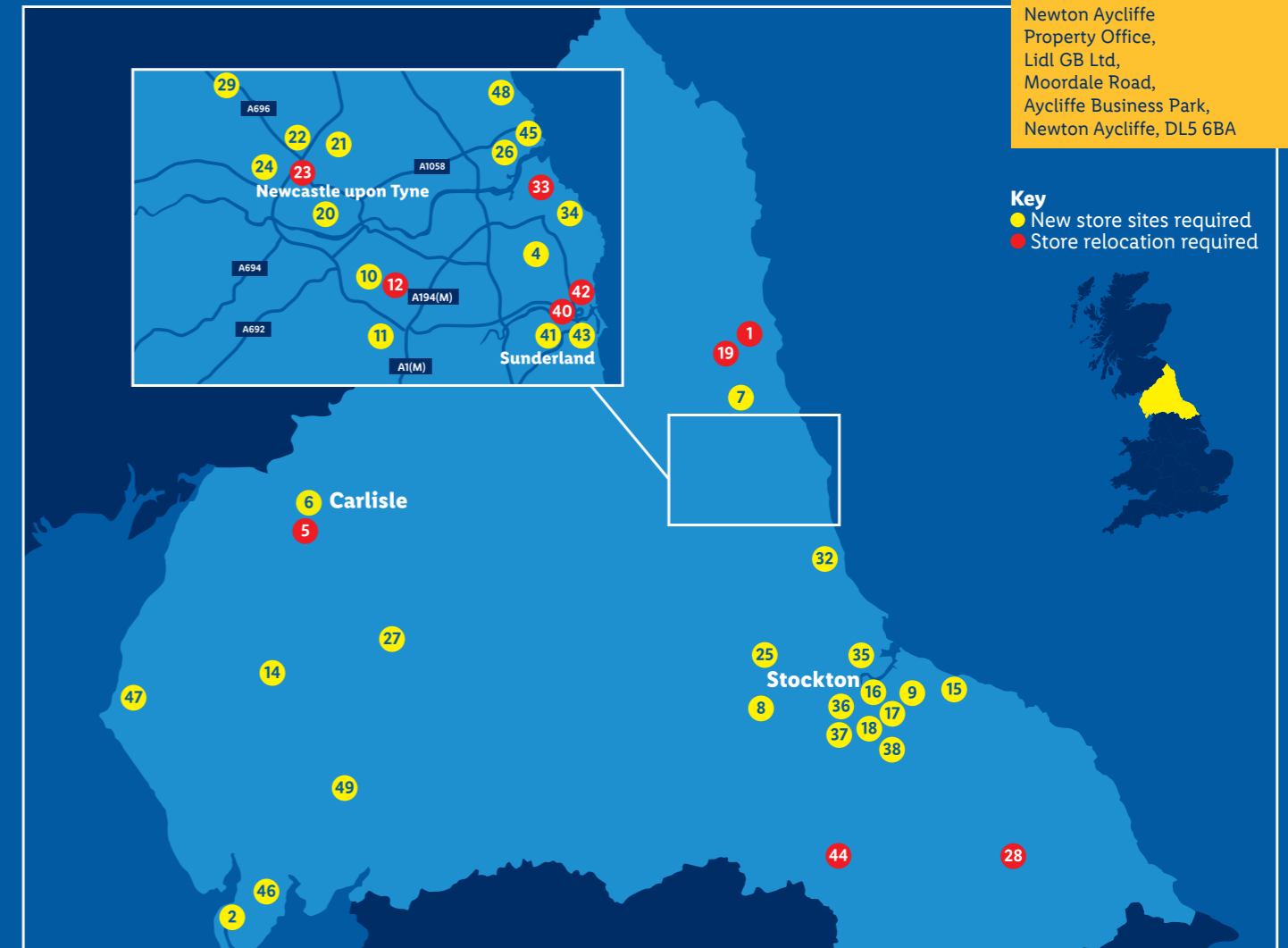
(rel) = relocation

2 Our site requirements in North East England | Cumbria



David Murphy
01325 324092
david.murphy@lidl.co.uk

Newton Aycliffe
Property Office,
Lidl GB Ltd,
Moordale Road,
Aycliffe Business Park,
Newton Aycliffe, DL5 6BA



Key
● New store sites required
● Store relocation required

- 1. Alnwick (rel)
- 2. Barrow in Furness
- 3. Bedale
- 4. Boldon
- 5. Carlisle (rel)
- 6. Carlisle – North
- 7. Cramlington
- 8. Darlington – North
- 9. Eston
- 10. Gateshead
- 11. Gateshead – Birtley
- 12. Gateshead – Wrekenton (rel)
- 13. Jarrow
- 14. Keswick
- 15. Marske / Saltburn
- 16. Middlesbrough – Linthorpe
- 17. Middlesbrough – Marton
- 18. Middlesbrough – South West
- 19. Morpeth (rel)
- 20. Newcastle – City Centre West
- 21. Newcastle – Gosforth / Fawdon
- 22. Newcastle – Kingston Park
- 23. Newcastle – Slatyford (rel)
- 24. Newcastle – West Denton / Chapel Park
- 25. Newton Aycliffe
- 26. North Shields
- 27. Penrith
- 28. Pickering (rel)
- 29. Ponteland
- 30. Prudhoe / Ryton
- 31. Scarborough
- 32. Seaham
- 33. South Shields – Laygate (rel)
- 34. South Shields – Marsden
- 35. Stockton – Billingham
- 36. Stockton – Ingleby Barwick
- 37. Stockton – Yarm
- 38. Stokesley
- 39. Sunderland – Doxford Park
- 40. Sunderland – Durham Road (rel)
- 41. Sunderland – East
- 42. Sunderland – Roker (rel)
- 43. Sunderland – West
- 44. Thirsk (rel)
- 45. Tynemouth
- 46. Ulverston
- 47. Whitehaven
- 48. Whitley Bay
- 49. Windermere

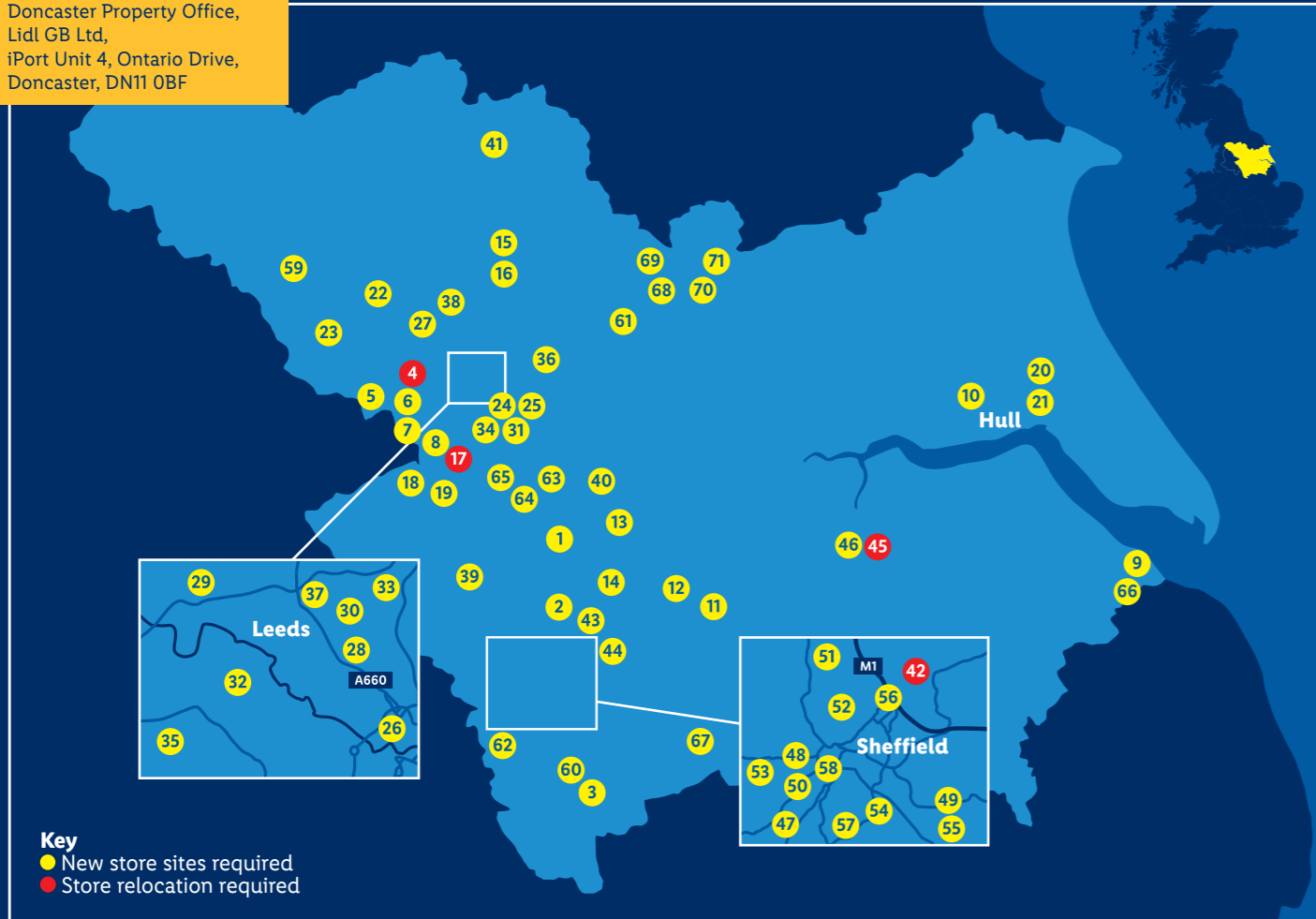
(rel) = relocation



Liam Schofield
01226 337997
liam.schofield@lidl.co.uk

Doncaster Property Office,
Lidl GB Ltd,
iPort Unit 4, Ontario Drive,
Doncaster, DN11 0BF

3 Our site requirements in **Yorkshire | Humberside**



Key
● New store sites required
● Store relocation required

- 1. Barnsley – Cudworth
- 2. Barnsley – Hoyland
- 3. Bolsover
- 4. Bradford – Manchester Road (rel)
- 5. Bradford – Queensbury
- 6. Bradford – West Bowling / Dudley Hill
- 7. Bradford – Wyke
- 8. Cleckheaton
- 9. Cleethorpes
- 10. Cottingham
- 11. Doncaster – Bessacarr
- 12. Doncaster – Central
- 13. Elmsall
- 14. Goldthorpe / Thurnscoe
- 15. Harrogate – North
- 16. Harrogate – South
- 17. Heckmondwike (rel)
- 18. Huddersfield – Fartown
- 19. Huddersfield – Waterloo
- 20. Hull – Sutton
- 21. Hull – West
- 22. Ilkley
- 23. Keighley
- 24. Leeds - Beeston / Wortley
- 25. Leeds – Chapeltown
- 26. Leeds – City Centre
- 27. Leeds – Guiseley
- 28. Leeds – Headingley
- 29. Leeds – Horsforth
- 30. Leeds – Meanwood
- 31. Leeds – Middleton
- 32. Leeds – Moorside
- 33. Leeds – Moortown
- 34. Leeds – Morley
- 35. Leeds – Pudsey
- 36. Leeds – Seacroft
- 37. Leeds – Weetwood
- 38. Otley
- 39. Penistone
- 40. Pontefract
- 41. Ripon
- 42. Rotherham – Masborough Street (rel)
- 43. Rotherham – Rawmarsh
- 44. Rotherham – Wickersley / Bramley
- 45. Scunthorpe (rel)
- 46. Scunthorpe – West
- 47. Sheffield – Beauchief
- 48. Sheffield – Broomhill
- 49. Sheffield – Crystal Peaks
- 50. Sheffield – Eccleshall Road
- 51. Sheffield – Ecclesfield
- 52. Sheffield – Fir Vale
- 53. Sheffield – Fulwood
- 54. Sheffield – Gleadless
- 55. Sheffield – Holbrook / Mosborough
- 56. Sheffield – Meadowhall
- 57. Sheffield – Norton
- 58. Sheffield – St Mary’s Gate
- 59. Skipton
- 60. Staveley
- 61. Tadcaster
- 62. Totley
- 63. Wakefield – North / East
- 64. Wakefield – South
- 65. Wakefield – West
- 66. Waltham / New Waltham
- 67. Worksop
- 68. York – Askham
- 69. York – Boroughbridge Road
- 70. York – Fulford
- 71. York – Hull Road

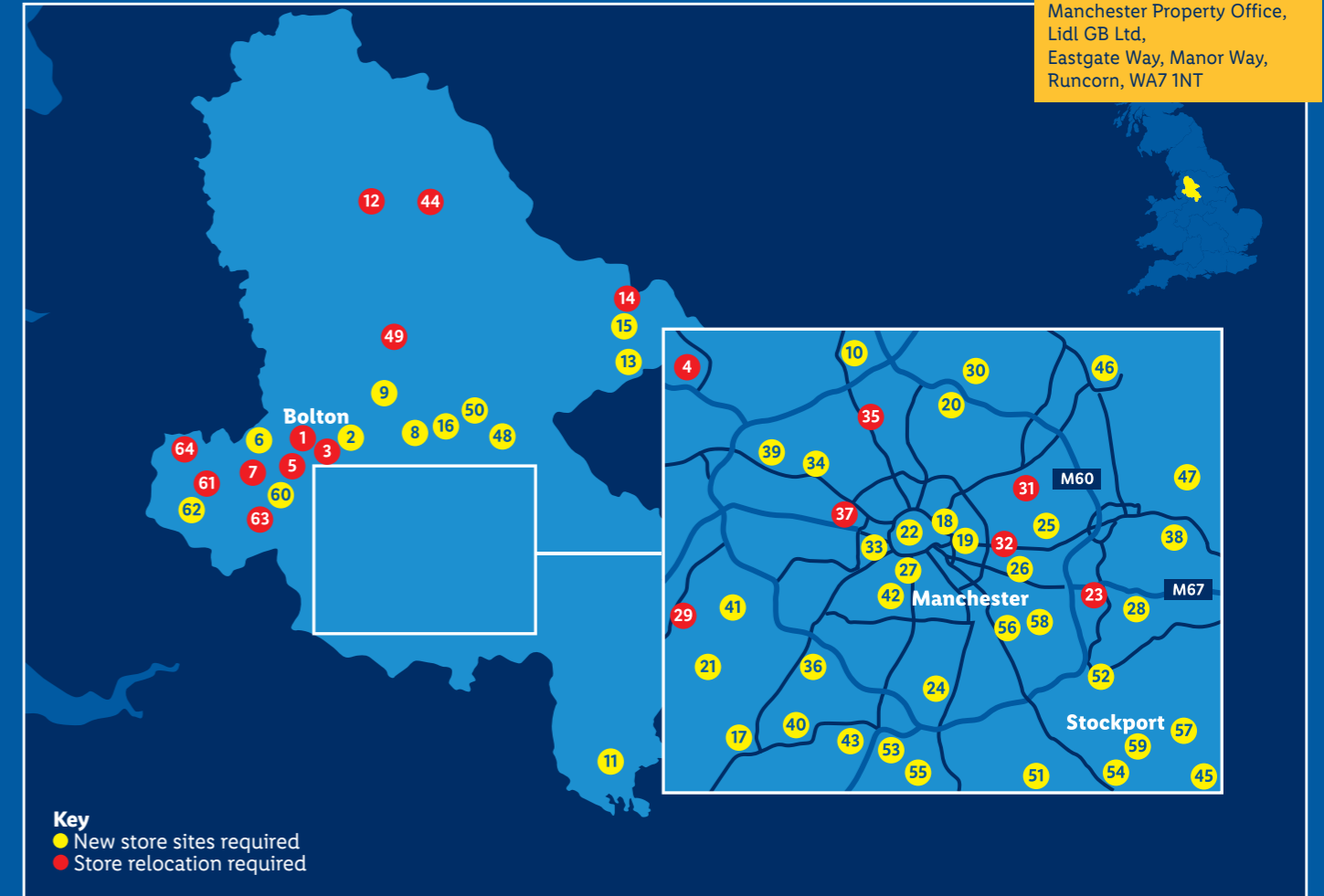
(rel) = relocation

4 Our site requirements in **Greater Manchester | East Lancs | Calderdale | High Peak**



Stuart Jardine
01928 532891
stuart.jardine@lidl.co.uk

Manchester Property Office,
Lidl GB Ltd,
Eastgate Way, Manor Way,
Runcorn, WA7 1NT



Key
● New store sites required
● Store relocation required

- 1. Bolton – Astley Bridge (rel)
- 2. Bolton – Brightmet
- 3. Bolton – Central (rel)
- 4. Bolton – Farnworth (rel)
- 5. Bolton – Halliwell (rel)
- 6. Bolton – Horwich
- 7. Bolton – Westhoughton (rel)
- 8. Bury – East
- 9. Bury – Ramsbottom
- 10. Bury – Whitefield
- 11. Buxton
- 12. Clitheroe (rel)
- 13. Elland
- 14. Halifax (rel)
- 15. Halifax – South
- 16. Heywood
- 17. Manchester – Altrincham
- 18. Manchester – Ancoats
- 19. Manchester – Ardwick / West Gorton
- 20. Manchester – Blackley / Crumpsall
- 21. Manchester – Carrington
- 22. Manchester – Deansgate
- 23. Manchester – Denton (rel)
- 24. Manchester – Didsbury
- 25. Manchester – Droylsden
- 26. Manchester – Gorton
- 27. Manchester – Hulme
- 28. Manchester – Hyde
- 29. Manchester – Irlam (rel)
- 30. Manchester – Middleton
- 31. Manchester – Newton Heath (rel)
- 32. Manchester – Openshaw (rel)
- 33. Manchester – Ordsall
- 34. Manchester – Pendlebury
- 35. Manchester – Prestwich (rel)
- 36. Manchester – Sale
- 37. Manchester – Salford (rel)
- 38. Manchester – Stalybridge
- 39. Manchester – Swinton
- 40. Manchester – Timperley
- 41. Manchester – Urmston / Flixton
- 42. Manchester – Whalley Range
- 43. Manchester – Wythenshawe
- 44. Nelson (rel)
- 45. New Mills
- 46. Oldham – East
- 47. Oldham – Mossley
- 48. Oldham – Shaw
- 49. Rawtenstall (rel)
- 50. Rochdale – South
- 51. Stockport – Bramhall
- 52. Stockport – Bredbury
- 53. Stockport – Gatley
- 54. Stockport – Hazel Grove
- 55. Stockport – Heald Green
- 56. Stockport – Heaton Chapel
- 57. Stockport – Marple
- 58. Stockport – Reddish
- 59. Stockport – Woodford
- 60. Wigan – Atherton
- 61. Wigan – Central (rel)
- 62. Wigan – Goose Green
- 63. Wigan – Leigh (rel)
- 64. Wigan – Standish (rel)

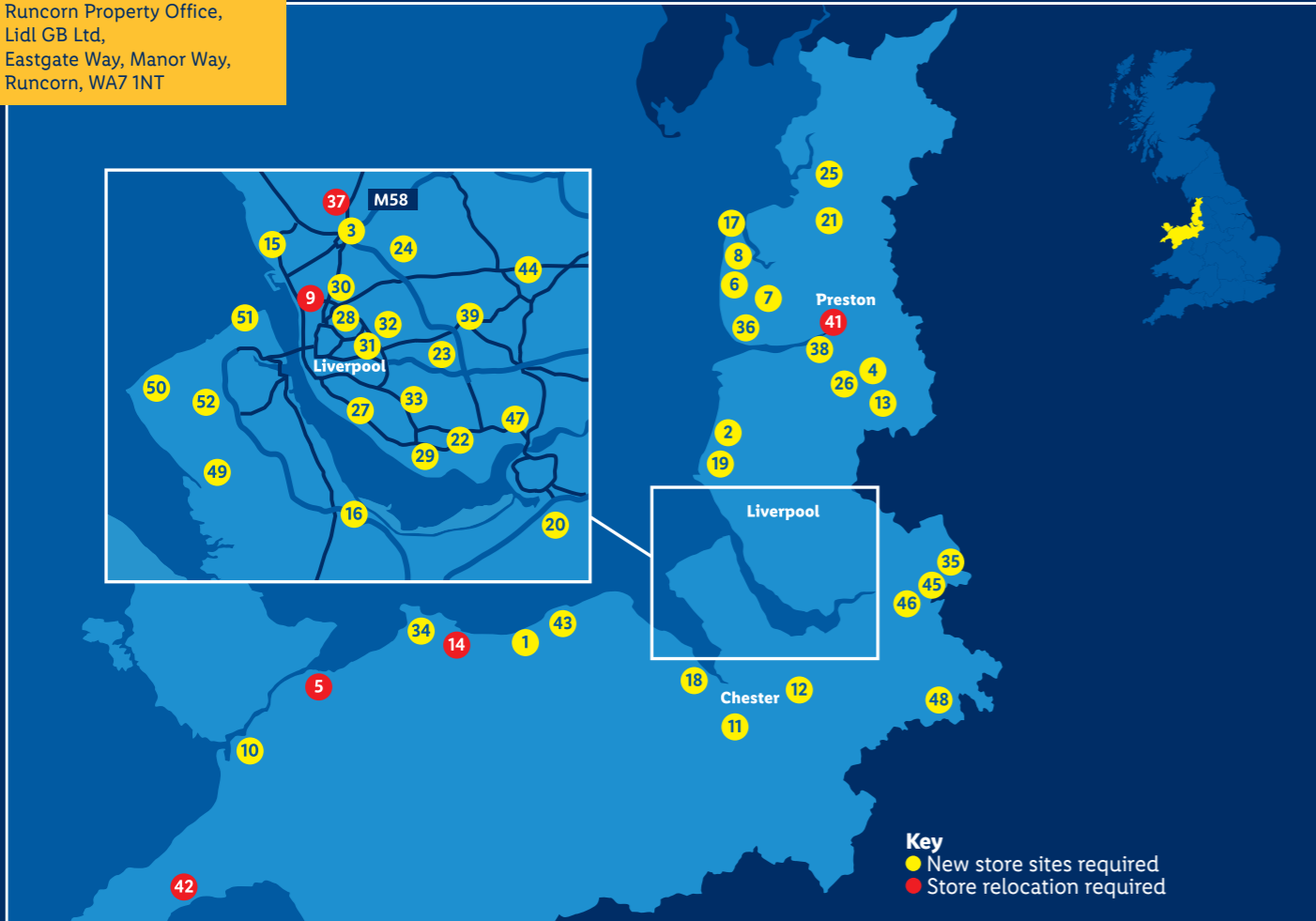
(rel) = relocation



Stuart Jardine
01928 532891
stuart.jardine@lidl.co.uk

Runcorn Property Office,
Lidl GB Ltd,
Eastgate Way, Manor Way,
Runcorn, WA7 1NT

5 Our site requirements in North Wales | Lancashire | Merseyside | Cheshire West



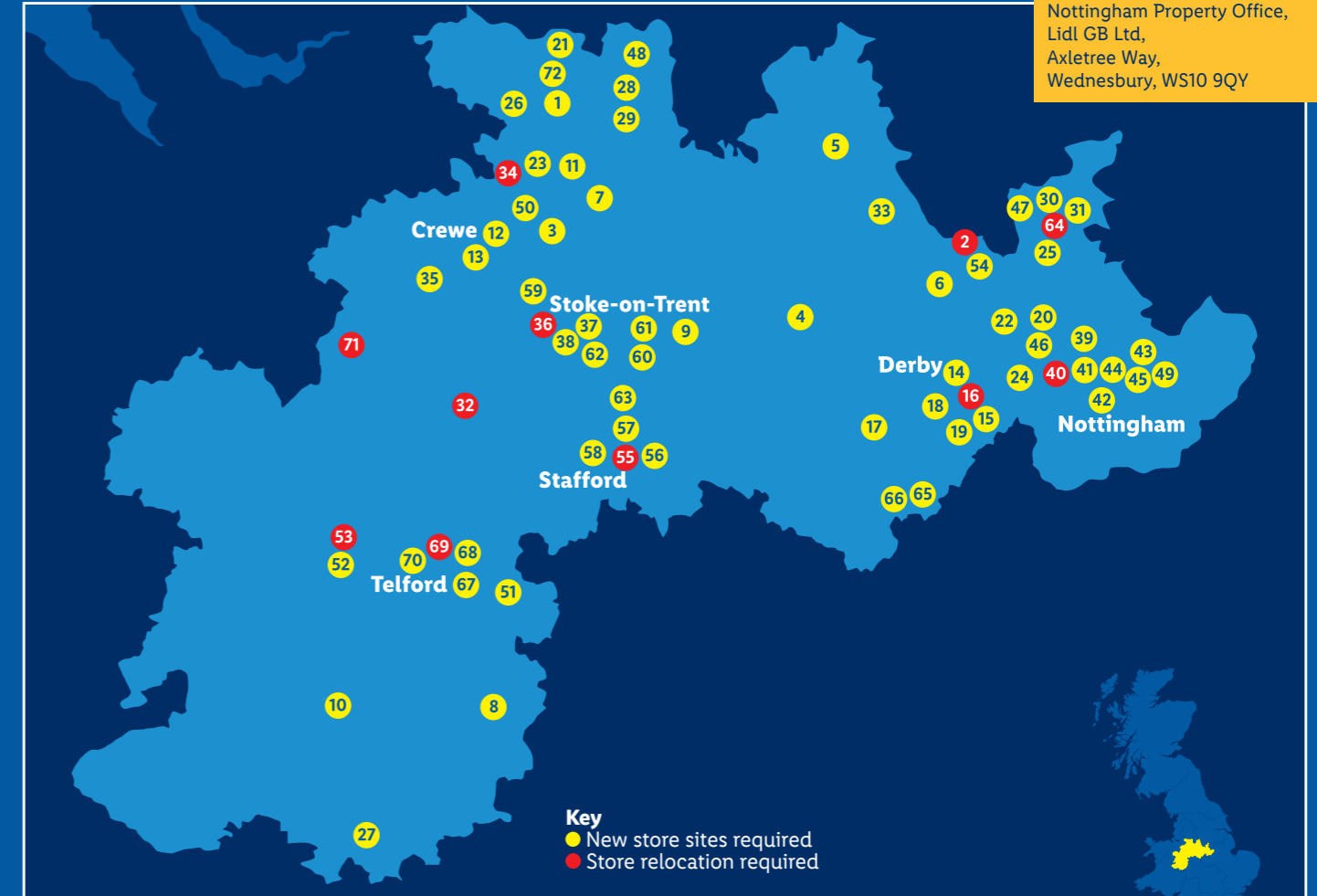
- 1. Abergele
 - 2. Ainsdale / Birkdale
 - 3. Aintree / Netherton
 - 4. Bamber Bridge
 - 5. Bangor (rel)
 - 6. Blackpool – Bispham
 - 7. Blackpool – Marton
 - 8. Blackpool – Thornton
 - 9. Bootle (rel)
 - 10. Caernarfon
 - 11. Chester – Broughton
 - 12. Chester – West
 - 13. Chorley
 - 14. Colwyn Bay (rel)
 - 15. Crosby
 - 16. Ellesmere Port
 - 17. Fleetwood
 - 18. Flint
 - 19. Formby
 - 20. Frodsham / Helsby
 - 21. Garstang
 - 22. Halewood
 - 23. Huyton
 - 24. Kirkby
 - 25. Lancaster
 - 26. Leyland
 - 27. Liverpool – Allerton
 - 28. Liverpool – Anfield
 - 29. Liverpool – Speke / Hunts Cross
 - 30. Liverpool – Walton
 - 31. Liverpool – Wavertree
 - 32. Liverpool – West Derby
 - 33. Liverpool – Woolton
 - 34. Llandudno
 - 35. Lymm
 - 36. Lytham St. Annes
 - 37. Maghull (rel)
 - 38. Penwortham
 - 39. Prescot / Rainhill
 - 40. Preston – East
 - 41. Preston – New Hall Lane (rel)
 - 42. Pwlheli (rel)
 - 43. Rhyl
 - 44. St Helens – South
 - 45. Warrington – North / East
 - 46. Warrington – South
 - 47. Widnes
 - 48. Winsford
 - 49. Wirral – Heswall
 - 50. Wirral – Hoylake / West Kirkby
 - 51. Wirral – New Brighton / Seacombe
 - 52. Wirral – Upton
- (rel) = relocation

6 Our site requirements in Nottinghamshire | Derbyshire | Shropshire | Staffordshire | Cheshire East



Dominic Bryan
0121 5027045
dominic.bryan@lidl.co.uk

Nottingham Property Office,
Lidl GB Ltd,
Axletree Way,
Wednesbury, WS10 9QY



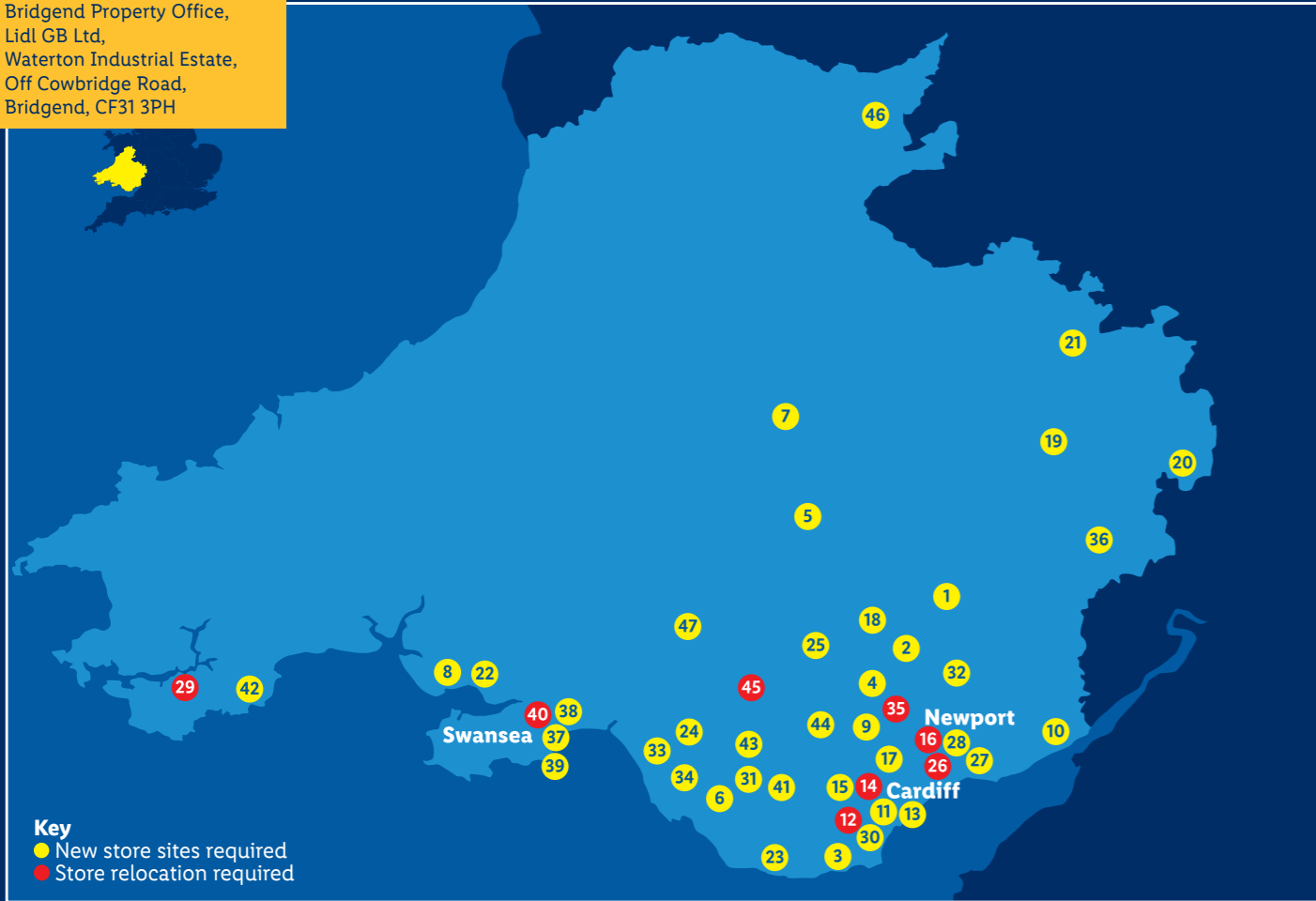
- 1. Alderley Edge
 - 2. Alfreton (rel)
 - 3. Alsager
 - 4. Ashbourne
 - 5. Bakewell
 - 6. Belper
 - 7. Biddulph
 - 8. Bridgnorth
 - 9. Cheadle, Staffordshire
 - 10. Church Stretton
 - 11. Congleton
 - 12. Crewe – North
 - 13. Crewe – South
 - 14. Derby – Allestree / Meteor
 - 15. Derby – Borrowash / Spondon
 - 16. Derby – Chaddesden (rel)
 - 17. Derby – Hilton
 - 18. Derby – Mickleover / Littleover
 - 19. Derby – Sinfyn
 - 20. Giltbrook / Kimberley / Nuthall
 - 21. Handforth
 - 22. Heanor
 - 23. Holmes Chapel
 - 24. Ilkeston
 - 25. Kirkby-in-Ashfield
 - 26. Knutsford
 - 27. Ludlow
 - 28. Macclesfield – North
 - 29. Macclesfield – South
 - 30. Mansfield – North West
 - 31. Mansfield – South
 - 32. Market Drayton (rel)
 - 33. Matlock / Matlock Bath
 - 34. Middlewich (rel)
 - 35. Nantwich
 - 36. Newcastle Under Lyme (rel)
 - 37. Newcastle Under Lyme – North
 - 38. Newcastle Under Lyme – South
 - 39. Nottingham – Basford
 - 40. Nottingham – Beeston (rel)
 - 41. Nottingham – Central
 - 42. Nottingham – Edwalton / Gamston
 - 43. Nottingham – Gedling
 - 44. Nottingham – Lady Bay
 - 45. Nottingham – Sneinton
 - 46. Nottingham – Strelley
 - 47. Pleasley / Pleasley Hill
 - 48. Poynton
 - 49. Radcliffe on Trent
 - 50. Sandbach
 - 51. Shifnal
 - 52. Shrewsbury – Central
 - 53. Shrewsbury – North (rel)
 - 54. Somercotes
 - 55. Stafford – Central (rel)
 - 56. Stafford – East
 - 57. Stafford – North
 - 58. Stafford – West
 - 59. Stoke on Trent – Chesterton
 - 60. Stoke on Trent – Lightwood
 - 61. Stoke on Trent – Meir
 - 62. Stoke on Trent – Trentham
 - 63. Stone
 - 64. Sutton-in-Ashfield (rel)
 - 65. Swadlincote – South
 - 66. Swadlincote – West
 - 67. Telford – Central
 - 68. Telford – Donnington
 - 69. Telford – Hadley (rel)
 - 70. Telford – Wellington
 - 71. Whitchurch (rel)
 - 72. Wilmslow
- (rel) = relocation



Rhydian Griffiths
01656 678291
rhydian.griffiths@lidl.co.uk

Bridgend Property Office,
Lidl GB Ltd,
Waterton Industrial Estate,
Off Cowbridge Road,
Bridgend, CF31 3PH

7 Our site requirements in South-Mid Wales



Key
● New store sites required
● Store relocation required

- 1. Abergavenny
- 2. Abertillery
- 3. Barry
- 4. Blackwood
- 5. Brecon
- 6. Bridgend
- 7. Builth Wells / Llandrindod Wells
- 8. Burry Port
- 9. Caerphilly – North
- 10. Caldicot
- 11. Cardiff – City Centre
- 12. Cardiff – Culverhouse Cross (rel)
- 13. Cardiff – East
- 14. Cardiff – Leckwith (rel)
- 15. Cardiff – North
- 16. Cardiff – Pentwyn / Pontprennau (rel)
- 17. Cardiff – West
- 18. Ebbw Vale
- 19. Hereford – North / West
- 20. Ledbury
- 21. Leominster
- 22. Llanelli – North
- 23. Llantwit Major / Cowbridge
- 24. Maesteg
- 25. Merthyr Tydfil
- 26. Newport – Central (rel)
- 27. Newport – East
- 28. Newport – North
- 29. Pembroke Dock (rel)
- 30. Penarth
- 31. Pencoed / Bridgend - East
- 32. Pontypool
- 33. Port Talbot – East / Margam and Pyle
- 34. Porthcawl
- 35. Risca (rel)
- 36. Ross on Wye
- 37. Swansea – Killay / Sketty
- 38. Swansea – Morfa
- 39. Swansea – Mumbles
- 40. Swansea – Penlan (rel)
- 41. Talbot Green
- 42. Tenby
- 43. Tonyrefail / Tonypanyd
- 44. Treforest / Pontypridd – South
- 45. Treorchy (rel)
- 46. Welshpool
- 47. Ystradgynlais

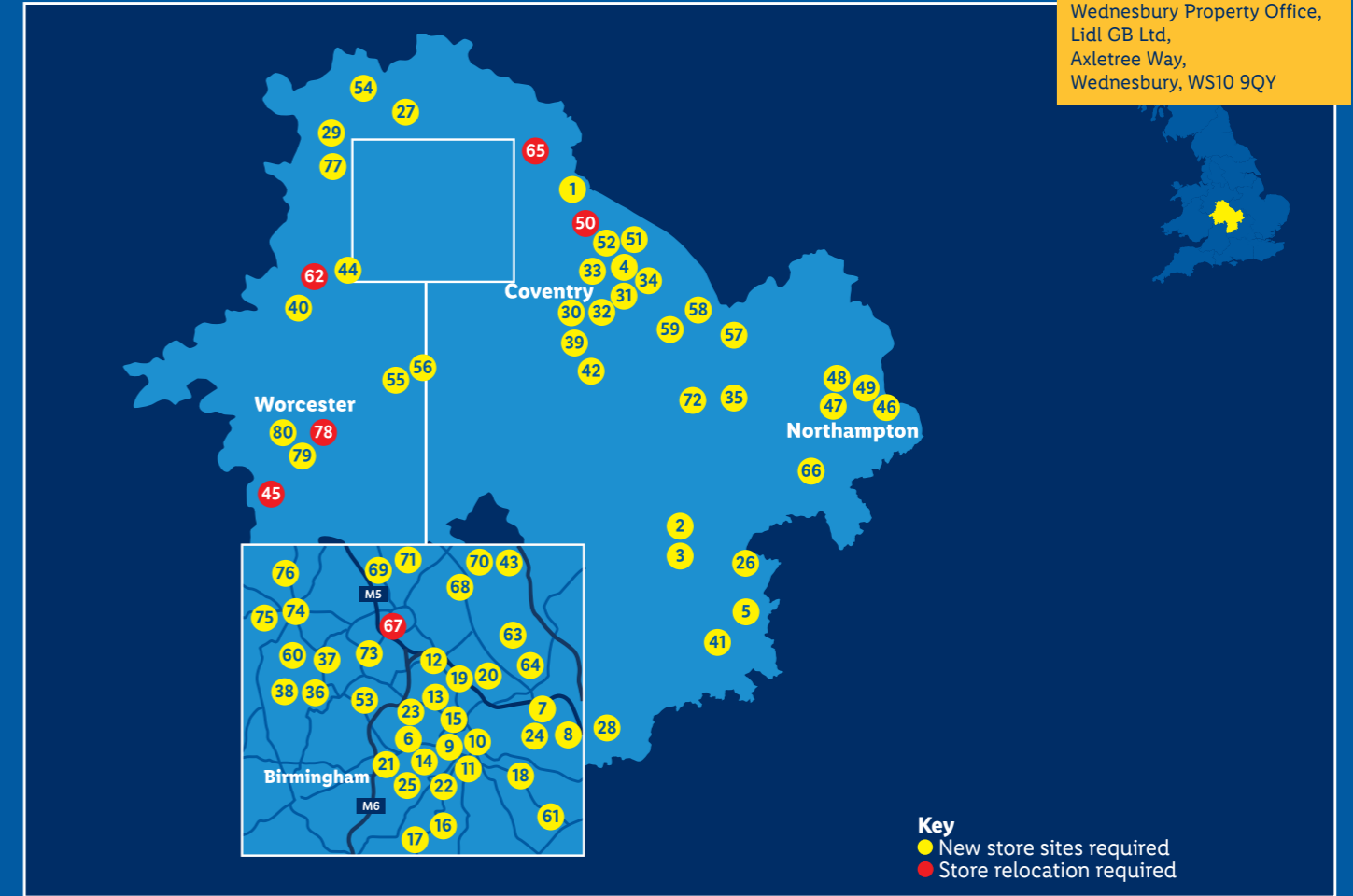
(rel) = relocation

8 Our site requirements in Central England



Joe Caunt
0121 5027088
joe.caunt@lidl.co.uk

Wednesbury Property Office,
Lidl GB Ltd,
Axletree Way,
Wednesbury, WS10 9QY



Key
● New store sites required
● Store relocation required

- 1. Atherstone
- 2. Banbury
- 3. Banbury – South
- 4. Bedworth
- 5. Bicester
- 6. Birmingham – Bearwood
- 7. Birmingham – Castle Bromwich
- 8. Birmingham – Chelmsley Wood
- 9. Birmingham – City Centre
- 10. Birmingham – Digbeth
- 11. Birmingham – Edgbaston
- 12. Birmingham – Great Barr
- 13. Birmingham – Handsworth Wood
- 14. Birmingham – Harborne
- 15. Birmingham – Jewellery Quarter
- 16. Birmingham – Kings Norton
- 17. Birmingham – Longbridge
- 18. Birmingham – Olton
- 19. Birmingham – Perry Barr
- 20. Birmingham – Perry Common
- 21. Birmingham – Quinton
- 22. Birmingham – Selly Oak
- 23. Birmingham – Smethwick
- 24. Birmingham – Stechford
- 25. Birmingham – Weoley Castle
- 26. Brackley
- 27. Cannock
- 28. Carterton
- 29. Codsall
- 30. Coventry – Canley
- 31. Coventry – City Centre
- 32. Coventry – Earlsdon
- 33. Coventry – Radford
- 34. Coventry – Walsgrave
- 35. Daventry
- 36. Dudley – Central
- 37. Dudley – Coseley
- 38. Dudley – Gornal
- 39. Kenilworth
- 40. Kidderminster – South
- 41. Kidlington
- 42. Leamington Spa – North
- 43. Lichfield – South
- 44. Lye
- 45. Malvern (rel)
- 46. Northampton – Abington
- 47. Northampton – East Hunsbury
- 48. Northampton – Kingsthorpe
- 49. Northampton – Spinney Hill
- 50. Nuneaton – Central (rel)
- 51. Nuneaton – East
- 52. Nuneaton – South
- 53. Oldbury
- 54. Penkridge
- 55. Redditch – South
- 56. Redditch – West
- 57. Rugby – Hillmorton
- 58. Rugby – North
- 59. Rugby – South
- 60. Sedgley
- 61. Solihull
- 62. Stourbridge (rel)
- 63. Sutton Coldfield – Central
- 64. Sutton Coldfield – Walmley
- 65. Tamworth – Central (rel)
- 66. Towcester
- 67. Walsall (rel)
- 68. Walsall – Aldridge
- 69. Walsall – Bloxwich
- 70. Walsall – Brownhills
- 71. Walsall – Pelsall
- 72. Warwick – South
- 73. Wednesbury
- 74. Wolverhampton – Central
- 75. Wolverhampton – Penn / Tettenhall
- 76. Wolverhampton – Stafford Road
- 77. Wolverhampton – Wednesfield
- 78. Worcester – Ronkswood (rel)
- 79. Worcester – South
- 80. Worcester – West

(rel) = relocation



UK's **6th** largest supermarket

8.3% UK market share*



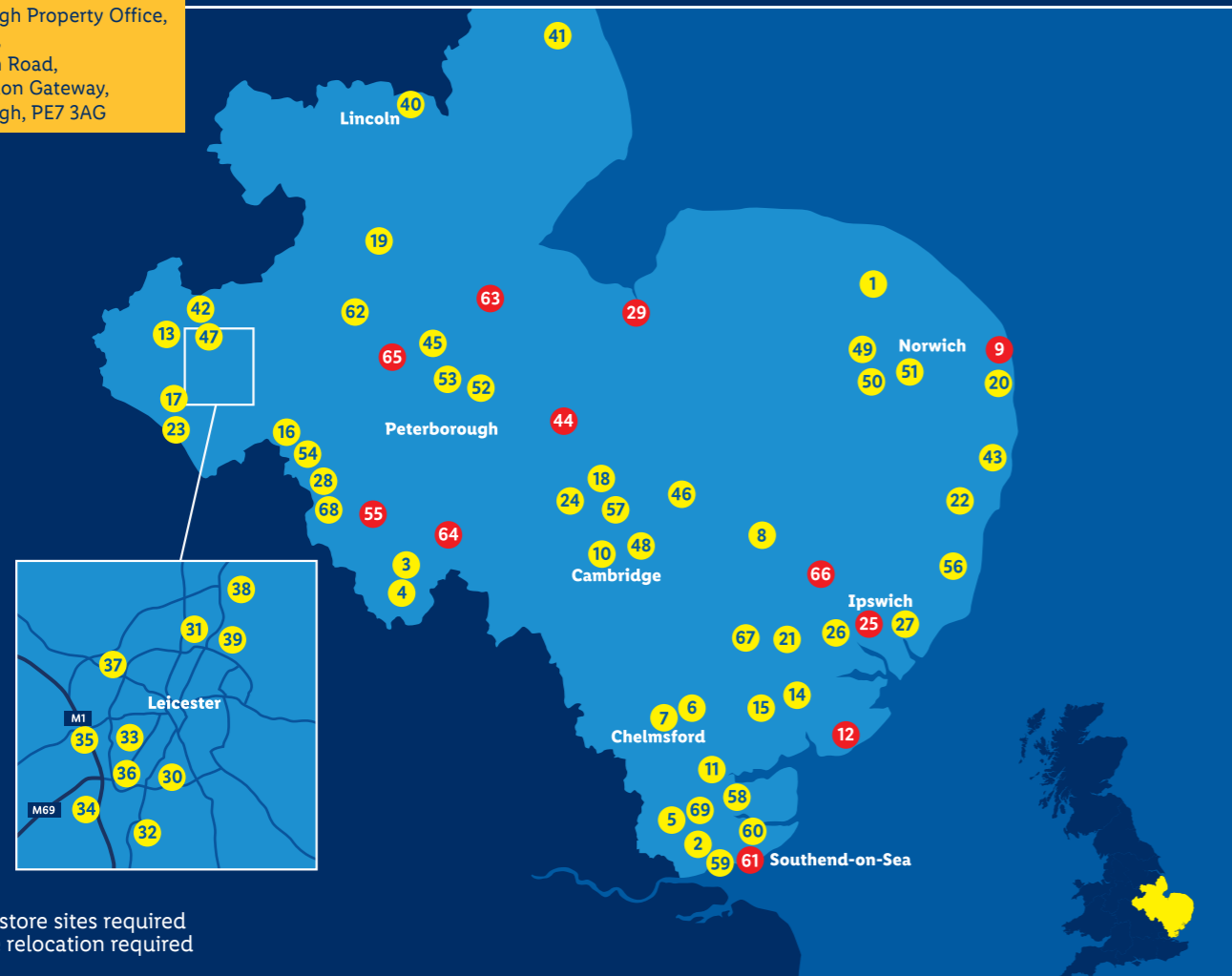
*Till roll 12 weeks to 22 March 2026 (Source: Worldpanel)



Andrew Hodgkinson
01733 979300
andrew.hodgkinson@lidl.co.uk

Peterborough Property Office,
Lidl GB Ltd,
Waterworth Road,
Great Haddon Gateway,
Peterborough, PE7 3AG

9 Our site requirements in East England



Key
● New store sites required
● Store relocation required

- 1. Aylsham
- 2. Basildon
- 3. Bedford – North
- 4. Bedford – South
- 5. Billericay
- 6. Braintree – East
- 7. Braintree – Great Notley
- 8. Bury St Edmunds
- 9. Caister (rel)
- 10. Cambridge
- 11. Chelmsford
- 12. Clacton (rel)
- 13. Coalville
- 14. Colchester – North
- 15. Colchester – West
- 16. Desborough
- 17. Earl Shilton
- 18. Ely
- 19. Grantham
- 20. Great Yarmouth – South
- 21. Hadleigh
- 22. Halesworth
- 23. Hinckley – North
- 24. Huntingdon – Hartford
- 25. Ipswich – Handford Road (rel)
- 26. Ipswich – West
- 27. Ipswich – Woodbridge / Martlesham
- 28. Kettering – South
- 29. Kings Lynn (rel)
- 30. Leicester – Aylestone
- 31. Leicester – Birstall
- 32. Leicester – Blaby
- 33. Leicester – Braunston
- 34. Leicester – Enderby
- 35. Leicester – Forest East
- 36. Leicester – Fosse Park
- 37. Leicester – Glenfield
- 38. Leicester – Syston
- 39. Leicester – Thurmaston
- 40. Lincoln
- 41. Loughborough
- 42. Louth
- 43. Lowestoft – South
- 44. March (rel)
- 45. Market Deeping
- 46. Mildenhall
- 47. Mountsorrell
- 48. Newmarket
- 49. Norwich – Costessey
- 50. Norwich – Lakenham
- 51. Norwich – Thorpe Hamlet
- 52. Peterborough – East
- 53. Peterborough – West
- 54. Rothwell
- 55. Rushden (rel)
- 56. Saxmundham
- 57. Soham
- 58. South Woodham Ferrers
- 59. Southend – Leigh on Sea
- 60. Southend – Rochford
- 61. Southend on Sea – Greyhound (rel)
- 62. Southwell
- 63. Spalding (rel)
- 64. St Neots (rel)
- 65. Stamford (rel)
- 66. Stowmarket (rel)
- 67. Sudbury
- 68. Wellingborough
- 69. Wickford

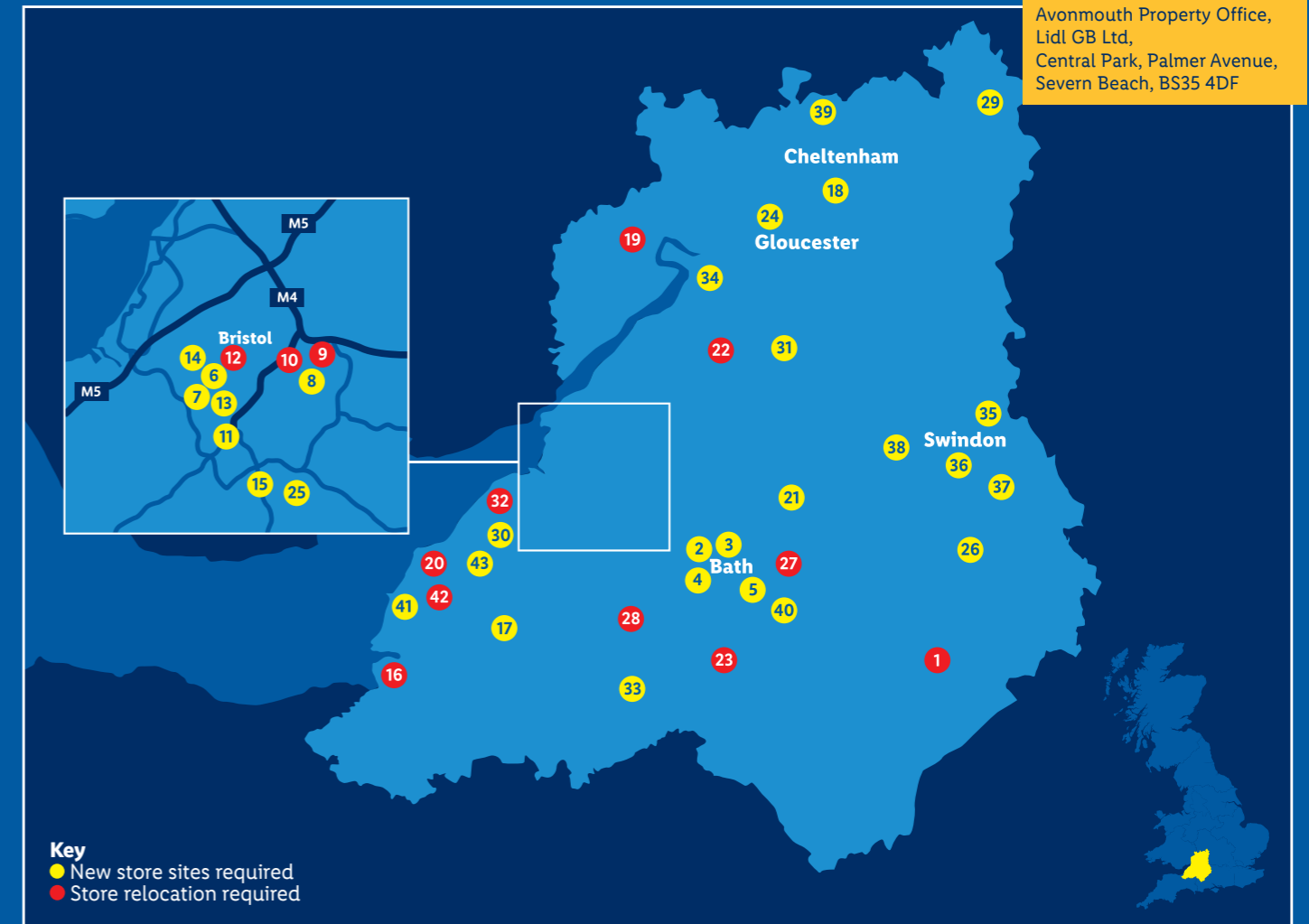
(rel) = relocation

10 Our site requirements in Bristol | Gloucestershire | Wiltshire | North & East Somerset | Mendips



Daniel Preece
01174 280391
daniel.preece@lidl.co.uk

Avonmouth Property Office,
Lidl GB Ltd,
Central Park, Palmer Avenue,
Severn Beach, BS35 4DF



Key
● New store sites required
● Store relocation required

- 1. Amesbury (rel)
- 2. Bath – Central
- 3. Bath – East
- 4. Bath – South
- 5. Bradford on Avon
- 6. Bristol – Bishopston / St. Andrews
- 7. Bristol – Clifton / Redland
- 8. Bristol – Downend / Staple Hill
- 9. Bristol – Emersons Green (rel)
- 10. Bristol – Fishponds (rel)
- 11. Bristol – Knowle
- 12. Bristol – Southmead (rel)
- 13. Bristol – Temple Meads
- 14. Bristol – Westbury on Trym / Stoke Bishop
- 15. Bristol – Whitchurch
- 16. Burnham-on-Sea (rel)
- 17. Cheddar
- 18. Cheltenham – South West
- 19. Cinderford (rel)
- 20. Clevedon (rel)
- 21. Corsham
- 22. Dursley (rel)
- 23. Frome (rel)
- 24. Gloucester – East
- 25. Keynsham
- 26. Marlborough
- 27. Melksham (rel)
- 28. Midsomer Norton (rel)
- 29. Moreton-in-Marsh
- 30. Nailsea
- 31. Nailsworth
- 32. Portishead (rel)
- 33. Shepton Mallet
- 34. Stonehouse
- 35. Swindon – East
- 36. Swindon – South / Wroughton
- 37. Swindon – South East
- 38. Swindon – West
- 39. Tewkesbury
- 40. Trowbridge – South
- 41. Weston-super-Mare – Central
- 42. Weston-super-Mare – Worle (rel)
- 43. Yatton / Congresbury

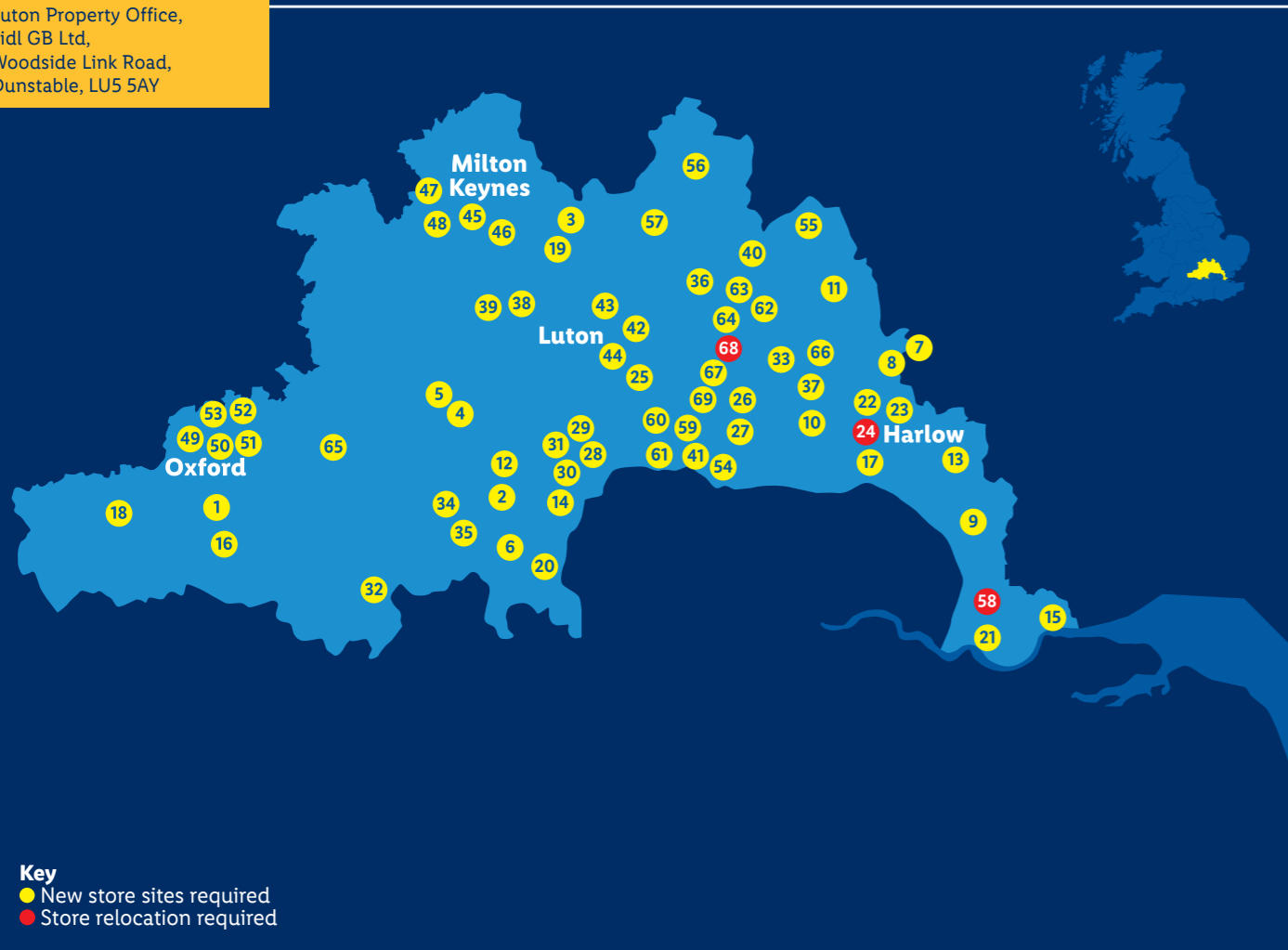
(rel) = relocation



Kate Bleloch
01582 350480
kate.bleloch@lidl.co.uk

Luton Property Office,
Lidl GB Ltd,
Woodside Link Road,
Dunstable, LU5 5AY

11 Our site requirements in Northern Home Counties



Key
● New store sites required
● Store relocation required

- 1. Abingdon – North
 - 2. Amersham
 - 3. Ampthill
 - 4. Aylesbury – South
 - 5. Aylesbury – West
 - 6. Beaconsfield
 - 7. Bishop’s Stortford – East
 - 8. Bishop’s Stortford – South
 - 9. Brentwood
 - 10. Broxbourne
 - 11. Buntingford
 - 12. Chesham
 - 13. Chipping Ongar
 - 14. Chorleywood
 - 15. Corringham – Stanford-le-Hope
 - 16. Didcot
 - 17. Epping
 - 18. Faringdon
 - 19. Flitwick
 - 20. Gerrards Cross
 - 21. Grays
 - 22. Harlow – Central
 - 23. Harlow – East
 - 24. Harlow – South (rel)
 - 25. Harpenden
 - 26. Hatfield – North
 - 27. Hatfield – South
 - 28. Hemel Hempstead – East
 - 29. Hemel Hempstead – North
 - 30. Hemel Hempstead – South
 - 31. Hemel Hempstead – West
 - 32. Henley on Thames
 - 33. Hertford
 - 34. High Wycombe – North
 - 35. High Wycombe – South
 - 36. Hitchin
 - 37. Hoddesdon
 - 38. Leighton Buzzard – East
 - 39. Leighton Buzzard – West
 - 40. Letchworth
 - 41. London Colney
 - 42. Luton – East
 - 43. Luton – North
 - 44. Luton – South
 - 45. Milton Keynes – Central
 - 46. Milton Keynes – South
 - 47. Milton Keynes – Stony Stratford
 - 48. Milton Keynes – West
 - 49. Oxford – Botley
 - 50. Oxford – City Centre
 - 51. Oxford – Headington
 - 52. Oxford – Marston
 - 53. Oxford – Summertown
 - 54. Potters Bar
 - 55. Royston
 - 56. Sandy
 - 57. Shefford
 - 58. South Ockendon (rel)
 - 59. St Albans – East
 - 60. St Albans – North
 - 61. St Albans – West
 - 62. Stevenage – East
 - 63. Stevenage – North
 - 64. Stevenage – South
 - 65. Thame
 - 66. Ware
 - 67. Welwyn Garden City – Central
 - 68. Welwyn Garden City – Panshanger (rel)
 - 69. Welwyn Garden City – South
- (rel) = relocation



Joe Loydon
0208 548 7580
joe.loydon@lidl.co.uk

London North Property Office,
Lidl GB Ltd
Unit 15, Circus West,
Battersea Power Station,
Battersea, London SW11 8AH

12 Our site requirements in London North



Key
● New store sites required
● Store relocation required

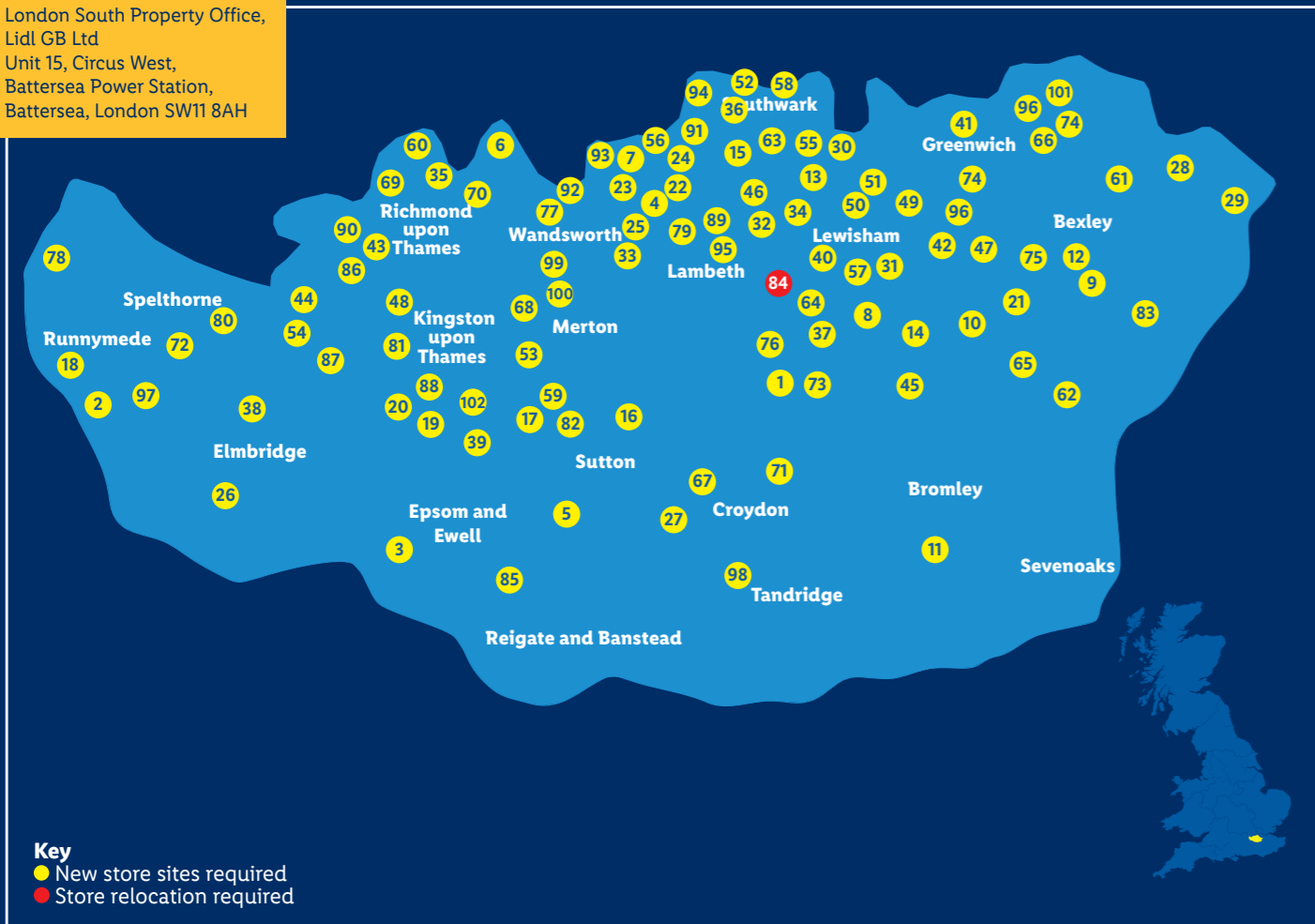
- 1. Aldgate
 - 2. Angel
 - 3. Archway
 - 4. Aveley / Purfleet
 - 5. Barkingside
 - 6. Barnet – East Barnet
 - 7. Barnet – Friern Barnet
 - 8. Barnet – High Barnet / Chipping Barnet
 - 9. Barnet – New Barnet
 - 10. Belsize Park
 - 11. Bethnal Green
 - 12. Blackhorse Road
 - 13. Bounds Green
 - 14. Bow
 - 15. Broadgate
 - 16. Bushey
 - 17. Caledonian Road
 - 18. Camden
 - 19. Canonbury
 - 20. Chalk Farm
 - 21. Charing Cross / Covent Garden
 - 22. Chelsea
 - 23. Chingford – North
 - 24. Chingford – South
 - 25. Chiswick
 - 26. Clerkenwell
 - 27. Cockfosters
 - 28. Colindale
 - 29. Collier Row
 - 30. Cricklewood
 - 31. Crouch End
 - 32. Dagenham – East
 - 33. Dagenham – South
 - 34. Dalston
 - 35. Debden
 - 36. Ealing – Ealing Broadway
 - 37. Ealing – South Ealing
 - 38. Earl’s Court
 - 39. Eastcote
 - 40. Edmonton Green (rel)
 - 41. Elm Park
 - 42. Enfield
 - 43. Finchley – East Finchley
 - 44. Finchley – Finchley Central
 - 45. Finchley – North Finchley
 - 46. Finsbury Park (rel)
 - 47. Fulham
 - 48. Gallows Corner
 - 49. Gants Hill
 - 50. Golders Green / Temple Fortune
 - 51. Great Cambridge Road
 - 52. Hackney – Central
 - 53. Haggerston
 - 54. Hampstead
 - 55. Hanworth
 - 56. Harlesden / Stonebridge
 - 57. Harrow – North Harrow
 - 58. Harrow – South Harrow
 - 59. Hendon
 - 60. Highams Park
 - 61. Highbury
 - 62. Highgate
 - 63. Hillingdon
 - 64. Holborn
 - 65. Homerton
 - 66. Ilford (rel)
 - 67. Isle of Dogs
 - 68. Isleworth
 - 69. Kensal Rise
 - 70. Kensal Town
 - 71. Kensington – Kensington High Street
 - 72. Kensington – South Kensington
 - 73. Kentish Town
 - 74. Kenton
 - 75. Kilburn
 - 76. Kings Cross
 - 77. Kingsbury / Queensbury
 - 78. Kingsland
 - 79. Knightsbridge
 - 80. Lea Bridge
 - 81. Leyton
 - 82. Leytonstone
 - 83. Manor Park
 - 84. Marylebone
 - 85. Mill Hill
 - 86. Moorgate / Barbican
 - 87. Muswell Hill
 - 88. Neasden
 - 89. North Acton / Park Royal
 - 90. North Hornchurch
 - 91. North Romford
 - 92. Northwood
 - 93. Notting Hill
 - 94. Osterley
 - 95. Paddington / Bayswater
 - 96. Palmers Green
 - 97. Pimlico
 - 98. Plaistow
 - 99. Plaistow – South
 - 100. Ponders End
 - 101. Radlett
 - 102. Rainham
 - 103. Rickmansworth
 - 104. Ruislip
 - 105. Seven Sisters
 - 106. Shoreditch
 - 107. Silvertown
 - 108. Soho / Mayfair
 - 109. South Tottenham
 - 110. Southall
 - 111. Southgate
 - 112. St Paul’s
 - 113. Stoke Newington
 - 114. Stratford
 - 115. Swiss Cottage
 - 116. Tottenham
 - 117. Upminster
 - 118. Uxbridge
 - 119. Victoria / Westminster
 - 120. Walthamstow – Wood Street
 - 121. Wanstead
 - 122. Wapping
 - 123. Watford – Garston
 - 124. Watford – North
 - 125. Watford – West / Croxley Green
 - 126. Wealdstone
 - 127. Wembley – Wembley Central
 - 128. Kilburn Wembley – Wembley Park (rel)
 - 129. West Drayton
 - 130. West Ham
 - 131. West Hampstead
 - 132. West Hounslow
 - 133. Whetstone
 - 134. Whipps Cross
 - 135. White City
 - 136. White Hart Lane
 - 137. Willesden
 - 138. Winchmore Hill
 - 139. Woodford
- (rel) = relocation



Max Clapton
0204 5301646
max.clapton@lidl.co.uk

London South Property Office,
Lidl GB Ltd
Unit 15, Circus West,
Battersea Power Station,
Battersea, London SW11 8AH

13 Our site requirements in London South



Key
● New store sites required
● Store relocation required

- 1. Addiscombe
- 2. Addlestone
- 3. Ashted
- 4. Balham
- 5. Banstead
- 6. Barnes
- 7. Battersea
- 8. Beckenham
- 9. Bexley
- 10. Bickley
- 11. Biggin Hill
- 12. Blackfen
- 13. Brockley
- 14. Bromley – South
- 15. Camberwell
- 16. Carshalton
- 17. Cheam
- 18. Chertsey
- 19. Chessington – East
- 20. Chessington – North
- 21. Chislehurst
- 22. Clapham Common
- 23. Clapham – North
- 24. Clapham – Old Town
- 25. Clapham – South
- 26. Cobham
- 27. Coulsdon
- 28. Crayford
- 29. Dartford – North
- 30. Deptford – High Street
- 31. Downham
- 32. Dulwich
- 33. Earlsfield
- 34. East Dulwich
- 35. East Sheen / Mortlake
- 36. Elephant & Castle
- 37. Elmers End
- 38. Esher
- 39. Ewell
- 40. Forest Hill
- 41. Greenwich
- 42. Grove Park
- 43. Ham / Kingston – North
- 44. Hampton / Hampton Hill
- 45. Hayes
- 46. Herne Hill
- 47. Kidbrooke
- 48. Kingston – Town Centre
- 49. Lee
- 50. Lewisham – High Street
- 51. Lewisham – North
- 52. London Bridge / Borough
- 53. Lower Morden
- 54. Molesey
- 55. New Cross
- 56. Nine Elms
- 57. North Bellingham
- 58. North Bermondsey
- 59. North Cheam
- 60. North Sheen / Kew
- 61. Northumberland Heath
- 62. Orpington
- 63. Peckham – Rye Lane
- 64. Penge
- 65. Petts Wood
- 66. Plumstead
- 67. Purley
- 68. Raynes Park
- 69. Richmond – Town Centre
- 70. Roehampton
- 71. Selsdon
- 72. Shepperton
- 73. Shirley
- 74. Shooters Hill
- 75. Sidcup
- 76. South Norwood
- 77. Southfields
- 78. Staines – West
- 79. Streatham Hill
- 80. Sunbury
- 81. Surbiton
- 82. Sutton
- 83. Swanley
- 84. Sydenham (rel)
- 85. Tadworth
- 86. Teddington
- 87. Thames Ditton
- 88. Tolworth
- 89. Tulse Hill
- 90. Twickenham
- 91. Vauxhall
- 92. Wandsworth
- 93. Wandsworth – York Road
- 94. Waterloo
- 95. West Norwood
- 96. West Thamesmead
- 97. Weybridge
- 98. Whyteleafe / Kenley
- 99. Wimbledon
- 100. Wimbledon Chase
- 101. Woolwich Road
- 102. Worcester Park

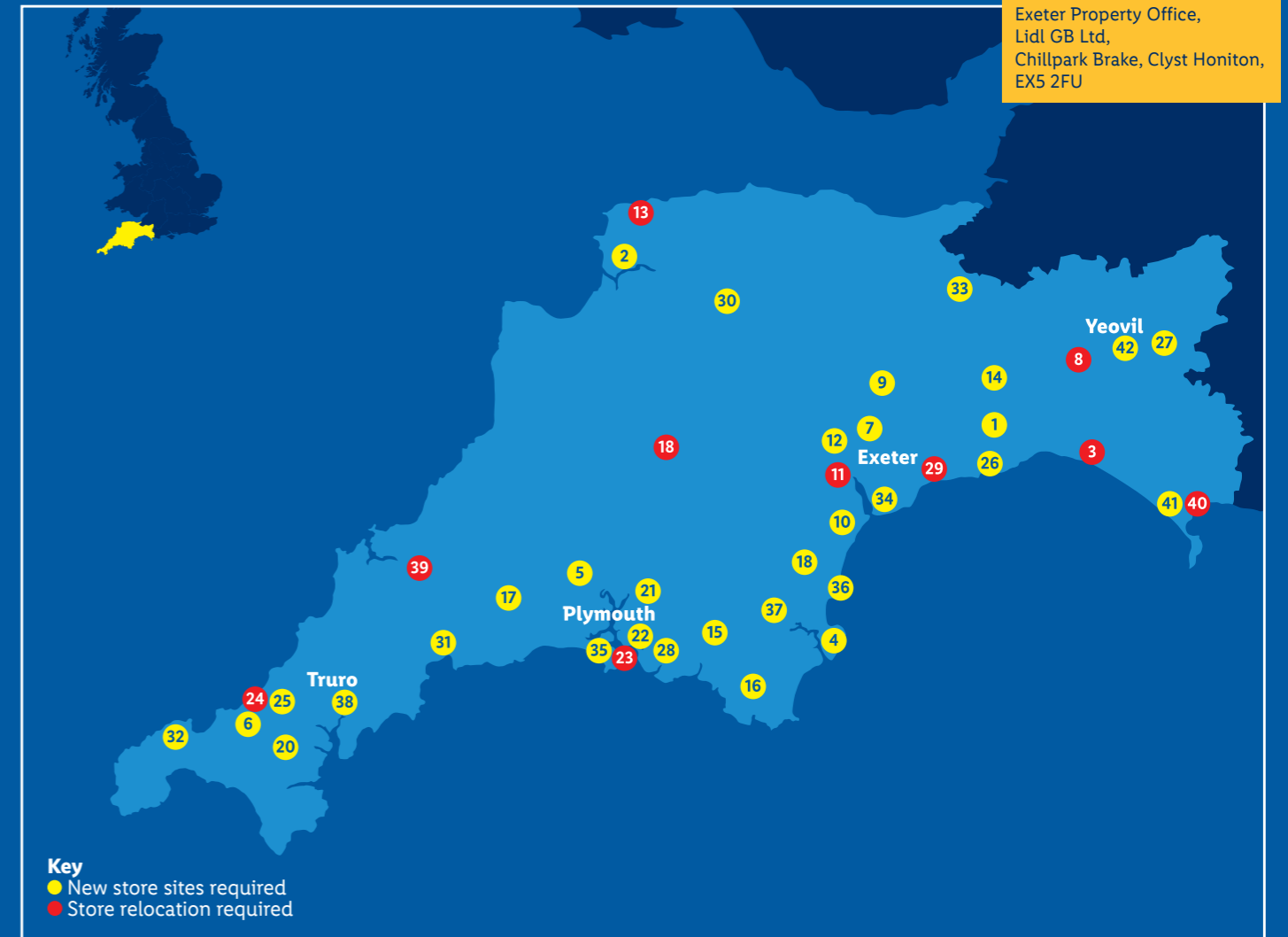
(rel) = relocation

14 Our site requirements in South and West Somerset | Devon | Cornwall



Suzannah Clemo
01392 449714
suzannah.clemo@lidl.co.uk

Exeter Property Office,
Lidl GB Ltd,
Chillpark Brake, Clyst Honiton,
EX5 2FU



Key
● New store sites required
● Store relocation required

- 1. Axminster
- 2. Braunton
- 3. Bridport (rel)
- 4. Brixham
- 5. Callington
- 6. Camborne
- 7. Cranbrook
- 8. Crewkerne (rel)
- 9. Cullompton
- 10. Dawlish
- 11. Exeter – Alphington (rel)
- 12. Exeter – North
- 13. Ilfracombe (rel)
- 14. Ilminster
- 15. Ivybridge
- 16. Kingsbridge
- 17. Liskeard
- 18. Newton Abbot
- 19. Okehampton (rel)
- 20. Penryn
- 21. Plymouth – Derriford
- 22. Plymouth – Mutley / Greenbank
- 23. Plymouth – St Budeaux (rel)
- 24. Pool (rel)
- 25. Redruth
- 26. Seaton
- 27. Sherborne
- 28. Sherford
- 29. Sidmouth (rel)
- 30. South Molton
- 31. St Austell – West
- 32. St Ives
- 33. Taunton – North
- 34. Topsham / Exmouth
- 35. Torpoint
- 36. Torquay – South
- 37. Totnes
- 38. Truro – East
- 39. Wadebridge (rel)
- 40. Weymouth (rel)
- 41. Weymouth – West
- 42. Yeovil – North

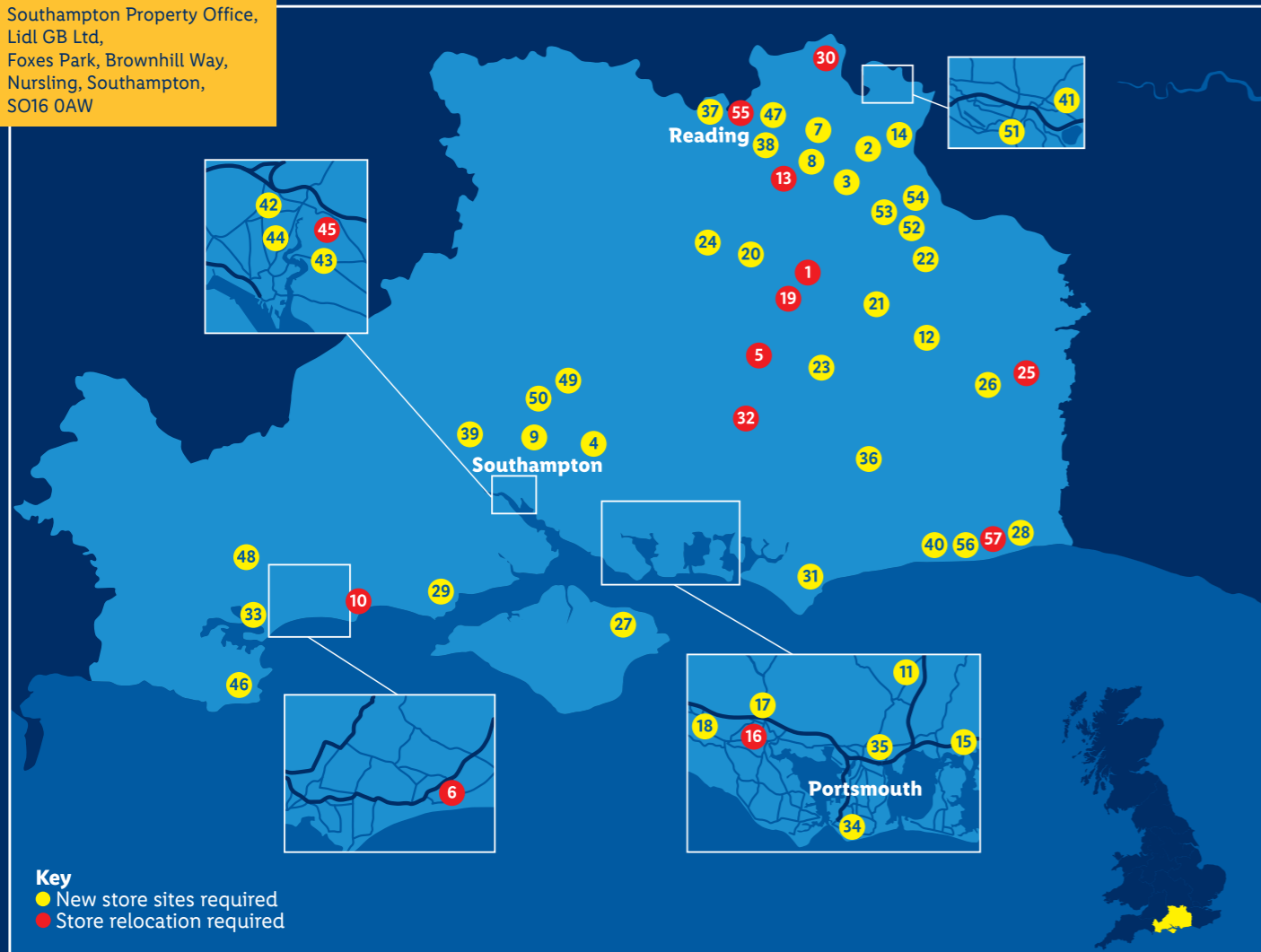
(rel) = relocation



Oliver Loach
0238 0742581
oliver.loach@lidl.co.uk

Southampton Property Office,
Lidl GB Ltd,
Foxes Park, Brownhill Way,
Nursling, Southampton,
SO16 0AW

15 Our site requirements in Central South England



Key
● New store sites required
● Store relocation required

- 1. Aldershot (rel)
- 2. Ascot / Sunningdale
- 3. Bagshot
- 4. Bishops Waltham
- 5. Bordon (rel)
- 6. Bournemouth – Boscombe (rel)
- 7. Bracknell – North
- 8. Bracknell – South
- 9. Chandlers Ford
- 10. Christchurch – East (rel)
- 11. Cowplain / Horndean
- 12. Cranleigh
- 13. Crowthorne (rel)
- 14. Egham / Virginia Water
- 15. Emsworth
- 16. Fareham (rel)
- 17. Fareham – North
- 18. Fareham – Segensworth
- 19. Farnham (rel)
- 20. Fleet
- 21. Godalming
- 22. Guildford – East / South
- 23. Haslemere
- 24. Hook
- 25. Horsham – North (rel)
- 26. Horsham – West
- 27. Isle of Wight – Ryde
- 28. Lancing
- 29. Lymington
- 30. Maidenhead (rel)
- 31. Pagham
- 32. Petersfield (rel)
- 33. Poole – Centre / Parkstone
- 34. Portsmouth – Central / West
- 35. Portsmouth – Farlington
- 36. Pulborough
- 37. Reading – Caversham
- 38. Reading – Winnersh
- 39. Romsey
- 40. Rustington
- 41. Slough – Langley / East
- 42. Southampton – Bassett / Stoneham
- 43. Southampton – Bitterne
- 44. Southampton – Portswood
- 45. Southampton – Townhill (rel)
- 46. Swanage
- 47. Twyford
- 48. Wimborne
- 49. Winchester – Town Centre / Easton Lane
- 50. Winchester – West Badgers Farm
- 51. Windsor
- 52. Woking Central
- 53. Woking – Goldsworth Park / Knaphill
- 54. Woking – Sheerwater / West Byfleet
- 55. Woodley (rel)
- 56. Worthing – Goring-By-Sea
- 57. Worthing (rel)

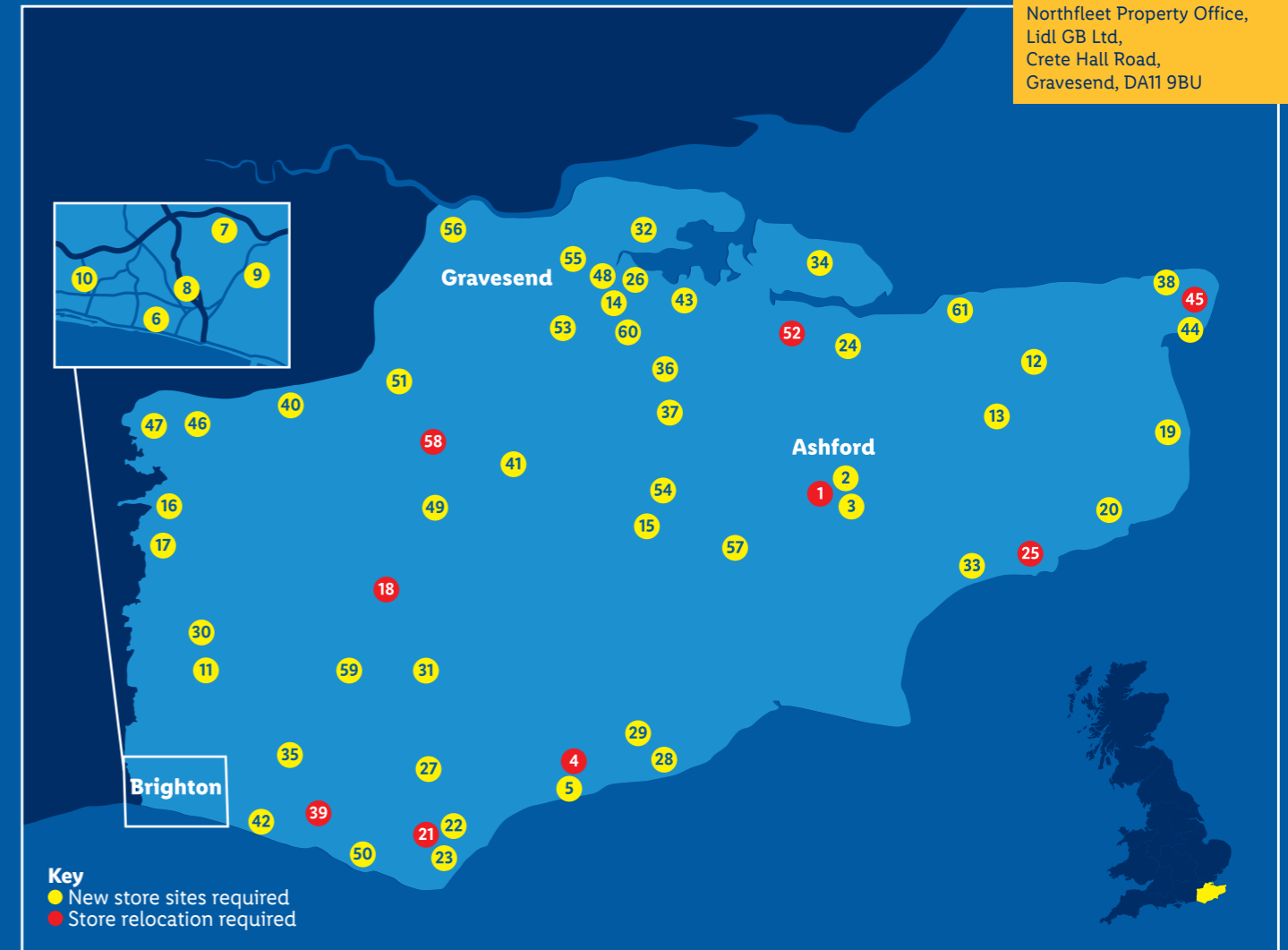
(rel) = relocation

16 Our site requirements in Kent | East Sussex | East Surrey



Adam Forsdick
01474 543988
adam.forsdick@lidl.co.uk

Northfleet Property Office,
Lidl GB Ltd,
Crete Hall Road,
Gravesend, DA11 9BU



Key
● New store sites required
● Store relocation required

- 1. Ashford – Central (rel)
- 2. Ashford – North
- 3. Ashford – South East
- 4. Bexhill – North (rel)
- 5. Bexhill – South
- 6. Brighton – City Centre
- 7. Brighton – Hollingbury
- 8. Brighton – London Road
- 9. Brighton – Moulsecoomb
- 10. Brighton – Portslade
- 11. Burgess Hill – South
- 12. Canterbury – Sturry
- 13. Canterbury – Wincheap
- 14. Chatham
- 15. Cranbrook
- 16. Crawley – North
- 17. Crawley – South
- 18. Crowborough (rel)
- 19. Deal
- 20. Dover
- 21. Eastbourne (rel)
- 22. Eastbourne – North
- 23. Eastbourne – South
- 24. Faversham
- 25. Folkestone (rel)
- 26. Gillingham
- 27. Hailsham
- 28. Hastings – East
- 29. Hastings – North
- 30. Haywards Heath
- 31. Heathfield
- 32. Hoo
- 33. Hythe
- 34. Isle of Sheppey
- 35. Lewes
- 36. Maidstone – North West
- 37. Maidstone – South East
- 38. Margate
- 39. Newhaven (rel)
- 40. Oxted
- 41. Paddock Wood
- 42. Peacehaven
- 43. Rainham
- 44. Ramsgate
- 45. Ramsgate – Westwood Cross (rel)
- 46. Redhill
- 47. Reigate
- 48. Rochester
- 49. Royal Tunbridge Wells – North
- 50. Seaford
- 51. Sevenoaks – North
- 52. Sittingbourne (rel)
- 53. Snodland
- 54. Staplehurst
- 55. Strood
- 56. Swanscombe / Northfleet
- 57. Tenterden
- 58. Tonbridge (rel)
- 59. Uckfield
- 60. Walderslade
- 61. Whitstable

(rel) = relocation



Click here to read our Beyond the basket report FY23/24



7,883t

food waste avoided through surplus redistribution and operational efficiency

Beyond every basket lies a bigger impact

Our 23/24 sustainability highlights



All fresh produce is grown using the principles of Good Agricultural Practices (GAP)

£21 billion

invested into the British food industry in the last five years



No.1

Lidl is the UK's No. 1 retailer for Fairtrade cocoa – and has been for **seven** years in a row



First retailer to apply WWF's Planet-Based Diets methodology across all 31 countries

100%

of our British fruit and vegetables are either Organic or LEAF Marque certified



150,000

Engaged children with Lidl Foodies



80%

Hit our target early – increasing sales of healthy and healthier products to at least 80% (tonnage)

+20%

Early achievement of our goal to increase fibre sales by 20%!

Awarded the **Bronze Planet Friendly Award** for Compassion in World Farming

for our industry-leading goal to ensure plant-based protein accounts for 25% of total protein by 2030.



Re-launched **Vemondo Plant!** and tripled its size



18.5m

meals donated to good causes



Reduced costs to the NHS by **£79.55 million** through our donated meals

£65.5m

invested into pay increases



Sustainability overview

22 MWp of Solar PV

14.2 GWh in 2025



25% of each stores electricity consumption

PVs reduce our carbon emissions by **2500 tonnes per year** (kg CO₂e)



EV chargers installed for all new store openings

- EV chargers at every new build store
- Over 300 rapid chargers
- New 60kW chargers being installed
- Largest single EVC installation in the UK at Lidl Head Office
- Upgrading Company Car fleet to hybrid/EV



A+

All new standard spec stores achieve EPC A+ rating



Lighting

- LED lighting in all stores
- Automated control
- Daylight dimming



3 GWh
savings
per year

ISO 50001 certified



- Energy Policy
- Annual Energy Review
- Store Audits
- Opportunity Register
- Energy Training

Heating and ventilation systems

- Heat pump heating and cooling
- Heat recovery
- High efficiency fans
- Air quality controlled ventilation



1000 stores and wanting more!

www.realestate-lidl.co.uk

